



FEMA



My TALL HOUSE

A Coloring Book About Safer Communities

For Teachers, Parents and Guardians



Welcome to the “My Tall House” coloring book, part of FEMA’s “Safer Communities” coloring book series! FEMA created this coloring book to help you and your young students learn more about how elevation can help make your home and community safer.

Elevation involves lifting the entire house and leaving space below for floodwater to pass through safely. This can be done in coastal and inland areas. Elevation can lift homes a few feet off the ground or much higher. How high you should elevate your home depends on the expected flood level on your flood map. Raising your home is a financial investment that helps reduce your natural hazard risk. It can also lower your flood insurance costs. There are FEMA grants available to help pay for elevations. Talk to your State Hazard Mitigation Officer if you are interested in learning more.

“My Tall House” includes several pages for coloring and learning, as well as directions for activities that can be done with an adult. Share your child’s creations with us on social media [@FEMA](#). We hope you and the children in your life enjoy this coloring book!

For more information about other ways to reduce your risk, go to: <https://www.FEMA.gov>

Specific flood–and severe wind–related reading can be found at: <https://reducefloodrisk.org>

For more information on home elevation resources, visit: <https://inspecttoprotect.org>

The rest of the “Safer Communities” coloring book series can be found here:


<https://go.usa.gov/xFNRz>

Do you want to see my playhouse?
It's not too far away.


It's near some trees and a creek
and is a great place to play.




We can sing, we can dance or even read a book,
There's always something to do, you just have to look.



It's been fun hanging out, but I heard a rumble from the sky,
We better run home for safety, so we'll have to say "Goodbye".




The rain storm is over, we can't believe our eyes,
The playhouse is flooded with the creek's water rise!




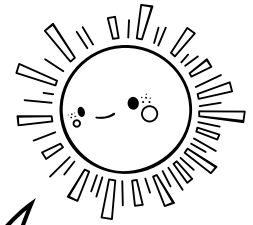
What a mess, everything is so muddy,
How to fix it? I better go study.




I've seen the cool houses all along the shore,
They seem to be raised up, I need to explore.



Just like I thought, the houses are up off the ground,
Keeps them safe from the water pushing them around.



It's time to rebuild, but this time like a tall tower,
Up, up we go, away from the water's great power!



The water can go under if it rises too high,
And not into our playhouse, which will stay nice and dry.

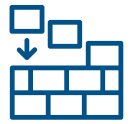
We built our playhouse up, a good plan for sure,
Next time the creek rises, it will be secure!

Glossary



Explore

travel in or through (an unfamiliar area) in order to learn about it



Rebuild

build something again after it has been damaged



Rise

move from a lower position to a higher one



Safety

being protected from danger, risk, or injury



Shore

the land along the edge of a sea, lake, or other large body of water



Study

acquiring knowledge and/or learning about something

Activity

Build Your Very Own Tall House

Did you know that you can build and test your very own tall house? It's really easy! Once you finish making your tall house, you can test out how safe it is from water by placing it near a creek bed, beach shore or even a bathtub!

Things you'll need:

- popsicle sticks (or cardboard and sticks)
- glue
- paint (optional)
- a shallow stream or bathtub


1. The first thing you want to do is gather up some popsicle sticks and start building a floor.
2. Now it's time for some walls! Don't forget to leave room for a door and some windows.
3. Your house is looking great! Now it needs a roof. Build two more floors and combine them to make a pitched roof.
4. Now it's time to raise the house up off the ground. Glue legs at each corner of the house so it stands up off the ground. If you want to paint your house, this is the perfect time!
5. Let's test out the house! Place your tall house in a bathtub and turn on the water. As the water in the bathtub rises, it goes under the house instead of going through the front door. Your house is safe from flooding!




Activity

Spot the Difference!

Take a look at the drawings below and try to spot 12 things that are different between the two!





For more information, check out:
<https://go.usa.gov/xFNRz>



FEMA