



# Federal Evacuation Support Annex to the Response and Recovery Federal Interagency Operational Plans

January 2021



Homeland  
Security



## Executive Summary



Homeland  
Security

## Executive Summary

The Federal Evacuation Support Annex (FESA) is an annex to the Response and Recovery Federal Interagency Operational Plans (FIOPs). The FESA details federal evacuation support activities for “notice” or “no-notice” incidents, or high population immigration events and provides information to assist with the implementation of the Response and Recovery FIOPs. The mission addressed by this annex is the facilitation, synchronization, and integration of federal agency and whole community resources and capabilities with state and local evacuation operations, when necessary, in order to save lives, reduce human suffering, and meet basic human needs before, during, and after an evacuation. This annex includes planning assumptions, considerations, resources, capabilities, and issues that are unique to an evacuation and is supplemental to and not duplicative of the FIOPs and other subordinate plans. The FESA is composed of a base plan and appendices, three of which describe the following evacuee types: general population, patients, and animals.

Pre-incident evacuations occur when warning is available before an incident to move threatened populations away from a potential area of impact. The key advantage to pre-incident evacuations is that transportation resources and infrastructure are operating under steady-state conditions. Post-incident evacuations occur during or after an incident when it is unsafe for affected populations to remain in the incident area.

### Evacuee Population Types

**General Population Evacuee:** The vast majority of the population expected to evacuate are general population evacuees. General population evacuees may possess the means to evacuate (e.g., self-evacuee), or may require accessible transportation and/or other assistance to evacuate (i.e., critical transportation needs evacuee).

- **Self-Evacuee:** Individuals who possess the capability or can obtain the resources to evacuate from a potentially dangerous area prior to, during, or after an incident.
- **Critical Transportation Needs Evacuee (CTN):** Individuals requiring accessible transportation and/or other assistance to leave a potentially dangerous or disaster-affected area.

**Patient Evacuee:** Includes people under the care of the Emergency Medical Services (EMS) system (e.g., prehospital emergency care, community para-medicine/mobile integrated healthcare), inpatient healthcare facilities (e.g., hospital, skilled nursing facility/nursing home, psychiatric facility) and outpatient homes and community-based healthcare services (e.g., home healthcare, dialysis, ambulatory surgery support) prior to, during, or after a disaster.

**Animal Evacuee:** Animals include household pets, assistance animals, working dogs, agricultural animals/livestock, wildlife, exotic animals, zoo animals, research animals, and animals housed in shelters, rescue organizations, breeding facilities, and sanctuaries. Service animals evacuate with their owners as part of either the general or patient populations.

## General Concept of Operations

Evacuation and re-entry operations are a state and local responsibility. However, there are circumstances where requirements may exceed the capabilities of such jurisdictions to support mass evacuation operations. When practical and possible, emergency protective actions may be necessary before an event to move individuals away from a potential incident when warning is available and after an event when conditions are such that it is unsafe for individuals to remain in the area.

In instances where federal support is requested, FEMA will coordinate with the state/tribal government to determine the assistance needed for self-evacuees evacuating via ground, air, rail, and/or maritime transportation networks. The U.S. Department of Health and Human Services (HHS) will coordinate support for the evacuation of federally transported patients. FEMA, with support from USDA and other federal agencies, will coordinate federal support for the evacuation of animals. Federal support will be provided to state and local evacuation operations and will be scaled to the incident.

### Lead and Supporting Federal Departments and Agencies for Evacuation

Lead Department/Agency	Supporting Department/Agencies
General Population Evacuation Support – FEMA	FEMA, DOT, DOD, DOS
Patient Movement Support – HHS	DOD, FEMA, DOT, DOS
Animal Evacuation Support – FEMA, USDA	HHS, FEMA, DOT

### Critical Considerations Addressed in this Annex

**Evacuation Triggers and Timeline:** Depending on the threat or hazard, evacuation triggers and timelines will be different for pre-incident events versus post-incident events.

**Critical Infrastructure/Infrastructure Systems (IS):** A mass evacuation could directly affect critical infrastructure and IS operations, supply lines, and distribution systems.

**Public Information:** Stress and chaos often follow a mandated evacuation, which may have a negative impact on the safety of affected populations. Information in formats accessible to people with disabilities and in relevant languages for people with limited English proficiency is essential to evacuation support.

**Tracking/Reunification Services:** Responding to high volumes of requests for information from concerned family, friends, and legal guardians to locate children, adults, and animals within or near the impact area can burden emergency response operations.

**Evacuee Sustainability:** Adequate feeding/nutrition, hydration, medical, and sanitation/hygiene services will be required along evacuation routes for people and animals, including accommodation for evacuees with special consideration given to evacuees with disabilities and others with access and functional needs. There must be a designated rest stop (s) along an evacuation route staffed by mass care, medical and medical health providers, and security at a minimum to evaluate the population as they are evacuating.

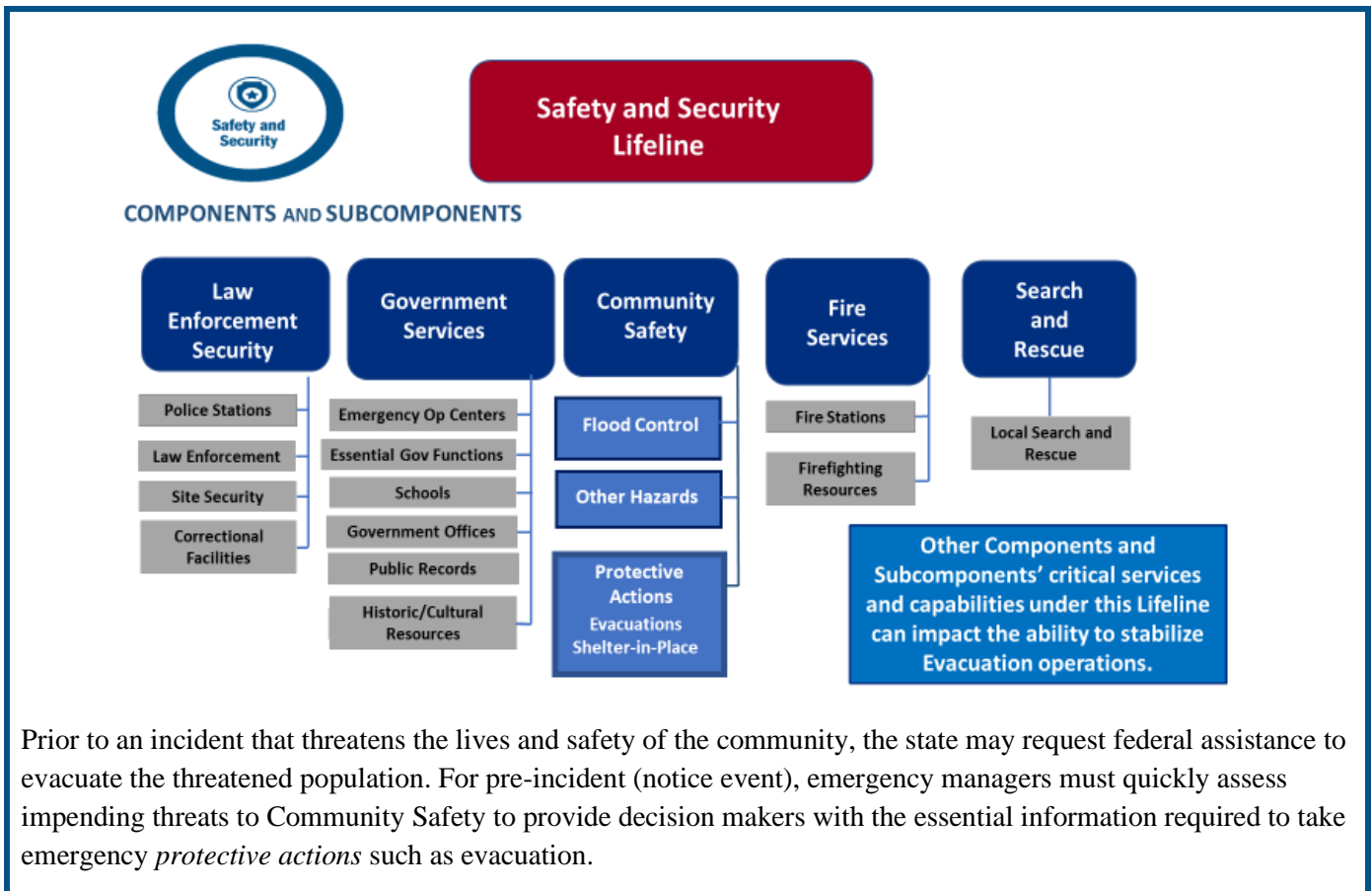
**Evacuee Decontamination:** Without appropriate chemical or radiological decontamination and proof of chemical/radiological decontamination, neighboring states/jurisdictions may resist accepting evacuees (and their animals) that are or may have been contaminated. Decontamination must include accommodations for evacuees with disabilities and others with access and functional needs. Biologically contagious patients (e.g., Highly



Pathogenic Infectious Disease patients) may require containerized transport systems to safeguard transport crews and passengers.

**Geography and Environment:** Evacuations may affect jurisdictions situated in a broad range of geographies and environments, requiring specialized resources, support services, and strategies.

### Community Lifelines



### Evacuation Support Crisis Action Planning Team

A key discussion in this annex is federal evacuation support coordination. This annex describes the standard coordination structure of the National Response Coordination Center (NRCC), the agency, function, and location of the evacuation subject matter experts (SMEs). The second structure calls for the activation of a planning cell within the Planning Support Section (PSS) of the NRCC. Evacuation-specific SMEs would support deliberate and contingency planning efforts. The third structure would support the establishment of an evacuation support Crisis Action Planning (CAP) Team for an expected catastrophic Level I Activation for a notice/no-notice incident. The expected requirement to support evacuation operations would strain the existing structure of the National Response Coordination Staff (NRCS) and require additional agencies and Regional support. The CAP Team would serve as a national level coordination mechanism for evacuation operations and report to the Planning Section Chief.

## COVID-19 Pandemic

In response to the novel coronavirus (COVID-19) pandemic, emergency managers should anticipate the added complexities of conducting response and recovery operations while taking preventative measures to protect the health and safety of disaster survivors and the disaster workforce. New guidance on social distancing and limitations on social gathering have been issued by public health officials to reduce the spread of the virus. With the presence of COVID-19 in the United States and the issuance of health and safety guidance, there are unique difficulties that challenge the ability to take emergency protective actions to evacuate and shelter a threatened population. Emergency managers are encouraged to update/modify current plans (e.g., Emergency Operations Plans (EOP)s, COOP Plans, All Hazards Plans, communications plans, and staffing plans) to include response planning within a pandemic environment. *Challenges to evacuation and shelter operations to consider:*

<b>Challenges</b>	<b>Tasks to mitigate challenges</b>
<b>Current plans lack pandemic information</b>	<ul style="list-style-type: none"> <li>- Update/modify EOP to include COVID-19 guidance for social distancing, health and safety, fiscal impacts, reduction of staffing and potential impacts to supply chains.</li> <li>- Update COOP plans to continue essential functions and tasks.</li> <li>- Update safety guidance to include pandemic information.</li> </ul>
<b>Critical staffing shortage</b>	<ul style="list-style-type: none"> <li>- Expand Telework capability.</li> <li>- Revise mutual aid and EMAC agreements.</li> <li>- Consider virtual EMAC agreements.</li> <li>- Review agreements with NGOs, agencies, volunteers, and private sector vendors for evacuee support and ensure partners are prepared to deliver in a pandemic environment.</li> </ul>
<b>Protect staff from COVID-19 in the office and field</b>	<ul style="list-style-type: none"> <li>- Purchase and stockpile medical grade PPE and cloth masks.</li> <li>- Develop distribution plan for staff.</li> <li>- Expand telework and virtual JFO deployments where possible.</li> <li>- Ensure staff has adequate supply of hand cleanser, sanitizer, PPE/cloth masks.</li> </ul>
<b>COVID-19 present within threatened community</b>	<ul style="list-style-type: none"> <li>- Assess number of at-risk populations with disabilities, limited English proficiency and other access or functional needs; assess critical transportation needs population their pets.</li> <li>- Update public communication plans to include public health alerts and precautions for COVID-19 within all public messaging.</li> <li>- Ensure messaging is appropriate for at-risk populations with disabilities, limited English proficiency, and other access or functional needs.</li> </ul>
<b>High-risk populations with outbreaks of COVID-19</b>	<ul style="list-style-type: none"> <li>- Assess number of facilities with high-risk populations that may require evacuation assistance; assess numbers of facilities that have a high outbreak of COVID-19:                             <ul style="list-style-type: none"> <li>• Nursing homes, assisted living facilities</li> <li>• Shelters and people experiencing homelessness</li> <li>• Correctional facilities</li> </ul> </li> </ul>
<b>Impacts to evacuation timelines due to health screening, social distancing, and decontamination</b>	<ul style="list-style-type: none"> <li>-Review contracts with vendor for any expected changes to transportation capacity and arrival timelines due to COVID-19 requirements (e.g., social distancing seating).</li> <li>-Revise mutual aid and EMAC agreements.</li> <li>-Review DOD requirements and timelines for air evacuation transport, if required, and any COVID-19 safety/health expectations (e.g., required facemasks, screening).</li> <li>-Develop a Contingency Plan to offset changes to transportation timelines.</li> <li>-Assess numbers of potential evacuees, their household pets, service, and assistance animals that may require evacuation support within a potential impact zone.</li> </ul>

## Table of Contents

Executive Summary .....	i
Document Change Control.....	viii
<b>INTRODUCTION.....</b>	<b>1</b>
Purpose.....	1
Scope.....	1
<b>MISSION .....</b>	<b>16</b>
<b>END STATE .....</b>	<b>16</b>
<b>EXECUTION .....</b>	<b>17</b>
<b>ADMINISTRATION, RESOURCES, AND FUNDING .....</b>	<b>31</b>
<b>OVERSIGHT, COORDINATING INSTRUCTIONS, AND COMMUNICATIONS.....</b>	<b>32</b>
<b>APPENDIX 1: FEDERAL EVACUATION RESOURCES .....</b>	<b>33</b>
<b>APPENDIX 2: FEDERAL EVACUATION SUPPORT AND COORDINATION.....</b>	<b>41</b>
<b>APPENDIX 3: GENERAL POPULATION EVACUATION SUPPORT .....</b>	<b>45</b>
<b>APPENDIX 4: PATIENT MOVEMENT .....</b>	<b>53</b>
<b>APPENDIX 5: ANIMAL EVACUATION SUPPORT.....</b>	<b>59</b>
<b>APPENDIX 6: EMERGENCY REPATRIATION.....</b>	<b>67</b>
<b>APPENDIX 7: RE-ENTRY / RE-OCCUPANCY / RELOCATION SUPPORT .....</b>	<b>73</b>
<b>APPENDIX 8: AUTHORITIES AND GUIDANCE.....</b>	<b>78</b>
<b>APPENDIX 9: EXECUTION TASKS.....</b>	<b>83</b>
<b>APPENDIX 10: STATE EVACUATION AUTHORITIES.....</b>	<b>93</b>
<b>APPENDIX 11: GLOSSARY AND ACRONYMS.....</b>	<b>119</b>

### Document Usage and Intended Audience

Approved audiences for this annex include agencies and officials of the Federal Government, as well as whole community partners involved in planning for and executing evacuation and re-entry operations. This annex provides guidance and serves as a reference for federal planning efforts involving evacuation, re-entry, and relocation operations. Although this annex provides guidance for the whole community,<sup>1</sup> it focuses deliberately on the requirements of those who are involved in delivering core capabilities at the federal level. Non-federal stakeholders engaged in their own planning will find this document useful in enhancing their understanding of federal evacuation and re-entry support and ways in which their planning efforts can be complementary.

### Rescission Notice

Publication of this annex to the Response and Recovery FIOPs rescinds the 2008 Mass Evacuation Incident Annex to the National Response Framework (NRF).

### Points of Contact

Maureen Geoghegan  
Senior Planner, National Planning Branch  
Federal Emergency Management Agency  
Email: [Maureen.Geoghegan@fema.dhs.gov](mailto:Maureen.Geoghegan@fema.dhs.gov)  
Cell: (202) 369-1888

**Robert J. (Bob) Roller, CEM, NRP**  
Chief, National Planning Branch  
Federal Emergency Management Agency  
Email: [Robert.Roller@FEMA.dhs.gov](mailto:Robert.Roller@FEMA.dhs.gov)  
Cell: (202)340-3087

---

<sup>1</sup> The National Preparedness Goal (NPG) defines “whole community” as “a focus on enabling the participation in national preparedness activities of a wider range of players from the private and non-profit sectors, including non-governmental organizations and the general public, in conjunction with the participation of all levels of government in order to foster better coordination and working relationships.” In addition, the NPG states, “whole community contributors include children; older adults; individuals with disabilities and others with access and functional needs; those from religious, racial, and ethnically diverse backgrounds; people with limited-English proficiency; and owners of animals, including household pets and service animals.” (*N, September 2015*)



This page intentionally left blank.

## Document Change Control

Version	Date	Summary of Changes	Name

This page intentionally left blank.



## Introduction

---

### Purpose

The purpose of this annex is to define the framework for federal support of coordinated, timely, and efficient evacuation operations by state and local jurisdictions. This annex defines the full spectrum of services required, from initiation of operations up through community service restoration and the return of evacuees to their pre-disaster residences. This annex:

- ✓ Provides an overview of evacuation key terms, concepts, functions, roles and responsibilities, and overall guidelines for the integration of federal and state, local, tribal, and territorial (SLTT) support in the evacuation of large numbers of people for incidents requiring a coordinated response.
- ✓ Describes the integration and synchronization of federal capabilities to support SLTT evacuations of survivors and animals, including household pets and service and assistance animals.
- ✓ Clarifies and de-conflict authorities, roles, and responsibilities of federal and national agencies and organizations involved in evacuation operations.
- ✓ Clarifies the Federal Government's role in supporting re-entry operations.
- ✓ Describes a national-level decision-making structure for supporting evacuations.
- ✓ Facilitates deliberate and crisis action planning at the federal, regional, state, and territorial levels.
- ✓ Highlights the importance of pre-incident evacuation planning (e.g., host-state agreements, evacuee tracking and reunification systems, identification of accessible transportation assets).

### Scope

This annex applies to notice and no-notice incidents that pose a significant threat to the impacted population; applies to movement directed by local, state, territorial, and/or federal authorities; and includes all activities associated with general population, patient, and animal evacuations, such as:

- ✓ Evacuee triage, identification, tracking, regulating, reunification
- ✓ Host-state/host-jurisdiction identification
- ✓ Accessible public information including alerts, warnings, and notifications
- ✓ Embarkation from threatened/impacted area
- ✓ Short- and long-haul multi-modal transportation, including accessible transportation
- ✓ Debarkation in host-jurisdiction
- ✓ Interface between evacuation, sheltering, and reunification operations
- ✓ Re-entry/re-occupancy
- ✓ Command, control, and coordination
- ✓ Emergency repatriation



This annex addresses evacuation and re-entry operations but does not address the provision of mass care services for sheltering and temporary housing.<sup>2</sup>

This annex addresses international evacuations of U.S. citizens to the United States and repatriation support of international visitors during a domestic incident.<sup>3</sup>

## Situation

Evacuation can happen anywhere in the United States and territories, can arise under the threat of all hazard types, and typically occur with minimal to no federal support. The decision-making process and the conduct and management of evacuation and re-entry operations are state and local<sup>4</sup> government responsibilities.

The focus of **federal** evacuation support is on incidents of lower frequency and higher impact. Typically, the level of federal support correlates to incident magnitude, with more complex, dynamic, and resource-intensive incidents receiving higher levels of support.

Evacuations can affect multiple geographic regions, can cross international borders, and may have long-term health, social, political, and economic impacts on affected jurisdictions. A whole community approach to facilitate both the evacuation from and safe return of evacuees to an affected community can minimize these impacts. The Federal Government, in conjunction with whole community partners, including Voluntary Organizations Active in Disaster (VOAD), and local non-governmental organizations, including those that serve persons with disabilities and others with access and functional needs, may serve in a cooperative role to support and enable the safe and efficient movement of individuals and animals from an impacted or potentially impacted community to areas of safe refuge as well as the return of evacuees back to the community.

The continuum of evacuation operations extends beyond simply transportation of the affected population. Evacuations begin with the spontaneous movement of evacuees or an official evacuation order. Evacuations require significant multi-jurisdictional coordination for many activities, such as the tracking



Indiana train derailment – local/state evacuation; no request for federal assistance.



Florida Governor requesting a pre-landfall emergency declaration in preparation for Hurricane Irma which will provide important preparation resources and assistance from Federal Government. September 5, 2017.

<sup>2</sup> More detailed information about federal support for sheltering and temporary housing can be found in the FEMA Catastrophic Sheltering and Temporary Housing Concept of Operations and the Emergency Support Function #6 Annex to the National Response Framework.

<sup>3</sup> Additional information on international evacuation and repatriation support is addressed within U.S. Department of State (DOS) evacuation planning documents, the HHS Surge Repatriation Plan, as well as the International Coordination Support Annex to the National Response Framework.

<sup>4</sup> To maintain brevity, this annex uses the term “SLTT” in lieu of “state, local, tribal, territorial, and insular area” for the remainder of the annex, except in instances where the longer designation is necessary.

and transport of evacuees, traffic management to accelerate clearance times, logistical support including identifying accessible stopping points with accessible toilet facilities, mass care and sheltering, reunification support, transport to enable population re-entry and re-occupancy, as well as accessible public messaging involving repetitive alerts, warning, and notifications.

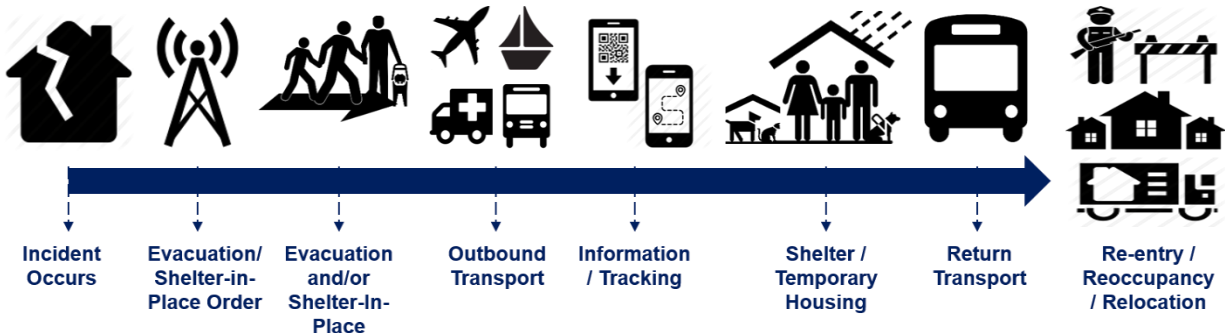


Figure 1: Evacuation Continuum

Historically, the vast majority of evacuations involve a single jurisdiction with less than 5,000 individuals evacuated; fewer than 10 percent of evacuations involve greater than 100,000 individuals.<sup>5</sup> Recent incidents have necessitated federal evacuation and re-entry support, including: Hurricanes Katrina (2005), Rita (2005), and Gustav (2008), the Colorado Front Range Flood (2013), Hurricane Matthew (2016), and Hurricanes Harvey, Irma, and Maria (2017), and the CA Wildfires (2018).

While these incidents involve less than 100,000 individuals, the National Risk and Capability Assessment (NRCA) identify an Improvised Nuclear Device (IND) detonation in New York City (NYC) as the most stressful scenario with a target evacuation number of 4.7 million people (940,000 of that target with disabilities and others with access and functional needs) within 15 days to one year of the incident.<sup>6</sup>

Although this annex touches on nuclear and radiological events, the complexities of this type of an event cannot be fully contained within this more generalized evacuation planning effort.

### Evacuation Terms of Reference

Jurisdictions throughout the United States utilize varying terms to describe evacuations (e.g., survivor movement, mass migration, and mass evacuation). FEMA’s “Comprehensive Preparedness Guide 101 (CPG 101) (2014)” defines evacuation as the organized, phased, and supervised withdrawal, dispersal, or removal of civilians from dangerous or potentially dangerous areas and their reception and care in safe areas. Evacuations occur in three ways:

- A **spontaneous evacuation**, also known as a shadow evacuation, occurs when individuals in threatened areas observe an incident or receive unofficial notice of an actual or perceived threat

<sup>5</sup> Identification and Analysis of Factors Affecting Emergency Evacuations, Sandia National Laboratories, 2005.

<sup>6</sup> An IND detonation in NYC (Region II IND Response Plan, 2015) is identified as the most stressful scenario involving large target numbers of individuals to be evacuated [National Capability Targets, National Risk and Capability Assessments, February 3, 2020].

and, without receiving instructions to do so, elect to evacuate the area. Their movement, means, and direction of travel are unorganized and unsupervised.

- A **voluntary evacuation** is a warning to individuals within a designated area that a threat to life and property exists or is likely to exist in the immediate future. Individuals issued this type of warning are not required to evacuate but are notified that it is in their best interest to do so.
- A **mandatory or directed evacuation** is a warning to individuals within the designated area that an imminent threat to life and property exists and individuals must evacuate in accordance with the instructions of state and local officials.

For this annex, and consistent with CPG 101, evacuation is the *temporary* relocation of a population to a place of safe refuge to avoid a threat or hazard. Migration is the movement by people from one place to another with the intention of settling permanently in the new location. Accordingly, mass migration, often misused interchangeably with evacuation, is the *permanent* relocation of large portions of a population because of the impact of a threat or hazard. While an evacuation may result in the permanent relocation of the population, the intent of an evacuation is temporary. This annex addresses all federal support activities associated with an evacuation through the point of shelter and temporary housing of affected populations and subsequent re-entry and re-occupancy within the impact area.

## Timing of Evacuations

The most commonly referenced scenario involving a large-scale evacuation is a hurricane. Hurricane-prone states and local jurisdictions have likely prepared to conduct evacuation operations. They have developed, trained to, and exercised evacuation plans and they actively coordinate across levels of government. This is not often the case for non-hurricane-prone jurisdictions, which includes most communities around the country whose primary risks are no-notice events (e.g., earthquakes, floods, etc.). They are often unpracticed in large-scale evacuations.

For no-notice incidents, there is often an increased level of support requested from the Federal Government, which requires heightened levels of interagency and intergovernmental coordination. These types of events pose a greater need for resource prioritization and adjudication of requests for limited resources, which is amplified by evacuation time constraints.

Evacuations can occur before, during, or after an incident. Incidents may prompt evacuations both pre- and post-incident.

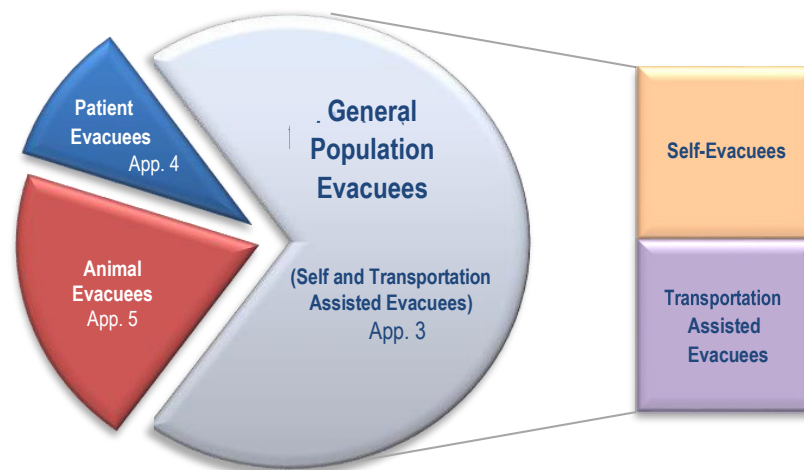
**Pre-Incident Evacuations** occur when warning (notice) is available before an incident to move the threatened population away from a potential area of impact. Incidents that may provide sufficient warning include hurricanes, flooding, and nuclear power plant incidents. Timelines may vary greatly, however, among these incident types. One key advantage to a pre-incident evacuation is that transportation resources and infrastructure are operating under steady-state conditions. Pre-incident evacuation decision making requires officials to balance potentially costly, hazardous, or unnecessary evacuations against the possible loss of life or harm to a population.

**Post-Incident Evacuations** occur during or after an incident when it is unsafe for the affected population to remain in the incident area. In contrast to pre-incident evacuations, post-incident evacuations may occur simultaneously with response operations. Resource constraints will arise as resources otherwise

employed to support evacuation operations fulfill other emergency response tasks instead. Power outages, system disruptions, and damage to critical infrastructure and resources—reducing capability while inspections and repairs are conducted—may affect evacuation operations. Incident-specific factors, including resource availability and incident-specific hazards, may affect evacuation strategies and the feasibility and prioritization of post-incident evacuations.

## Evacuee Population Types

This Federal Evacuation Support Annex (FESA) addresses the specific considerations of three evacuee populations: general population, patients, and animals (Figure 2). An evacuee is an individual who is departing or has departed from a designated area where a risk to life and property exists due to the threat or occurrence of a natural or manmade incident. General population evacuees and patient evacuees include individuals of all ages, races, genders, cultures, economic statuses, and religions and may be individuals with disabilities with their service animals, others with access or functional needs, individuals who under normal conditions require home- or community-based services to obtain medical care or have their health care needs met, individuals with limited-English proficiency, institutionalized<sup>7,8</sup> persons, and persons with restricted freedoms.<sup>9</sup>



**Figure 2: Evacuee Population Types**

**General Population Evacuee:** The majority of the population expected to evacuate are considered general population evacuees. General population evacuees may possess the means to evacuate (self-

<sup>7</sup> Such institutions include public nursing homes, mental health facilities, and institutions for individuals with intellectual disabilities, as defined by the Civil Rights of Institutionalized Persons Act (CRIPA) of 1980: 42 U.S.C. § 1997 et seq.

<sup>8</sup> This annex considers adult or juvenile jails, prisons, and correctional facilities separate from the institutions described above. These populations are addressed within the general population evacuee type due to their transportation dependence; however, separate procedures and interagency agreements exist for the evacuation and re-entry of the inmate populations in these institutions.

<sup>9</sup> Persons with restricted freedoms include inmate populations from adult or juvenile jails, prisons, and correctional facilities. Separate procedures and interagency agreements exist for the evacuation and re-entry of these populations and include security measures to maintain custody of detainees.

evacuee) or may require assistance (critical transportation needs [CTN] evacuee). General population evacuation is addressed in Appendix 3.

**Self-Evacuee:** Individuals who possess the capability or obtain the resources to evacuate from a potentially dangerous area prior to, during, or after an incident.

**Critical Transportation Needs (CTN) Evacuee:** General population individuals that require assistance to leave a potentially dangerous or disaster-affected area (also referred to as Transportation-Dependent Population or Transportation-Disadvantaged Population). These populations may include evacuees with disabilities or evacuees without access to transportation due to their economic status.

**Patient Evacuee:** Includes people under the care of the Emergency Medical Services (EMS) system (e.g., prehospital emergency care, community para-medicine/mobile integrated healthcare), inpatient healthcare facilities (e.g., hospital, skilled nursing facility/nursing home, psychiatric facility) and outpatient and community-based healthcare services (e.g., home healthcare, dialysis, ambulatory surgery support) prior to, during, or after a disaster. Appendix 4 addresses Patient Movement evacuation).

**Animal Evacuee:** Animals include household pets, assistance animals, working dogs, agricultural animals/livestock, wildlife, exotic animals, zoo animals, research animals, and animals housed in shelters, rescue organizations, breeding facilities, and sanctuaries. Service animals evacuate with their owners as part of either the general or patient populations. Additionally, people and their pets are inextricably linked. Often, people with pets will not evacuate if provisions are not made for their pets. When feasible, people and pets should be evacuated together to simplify evacuation operations and mitigate the need for reunification services." Appendix 5 provides detail on animal evacuation.

## Evacuation and Shelter-in-Place Guidance

State, territorial, tribal and local officials have the authority and responsibility for and may issue guidance to the public on protective actions (e.g., evacuation, sheltering in place) that individuals within a dangerous or potentially dangerous area should take to minimize the effects of a threat/hazard. The role of federal agencies<sup>10</sup> is to provide timely guidance to inform state and local decision making. State, territorial, tribal, and local officials may choose to implement protective actions depending on incident-specific factors, such as time, resource availability, and incident severity. Evacuation and shelter-in-place strategies are not mutually exclusive and may be combined to maximize population protection. For example, in some scenarios, sheltering in place in an appropriate radius around a threat area, combined with evacuation of downwind populations, might result in the best protection potential for the greatest number of people.

## Evacuation Orders

State, territorial, tribal and local governments are responsible for issuing accessible evacuation orders, but emergency powers differ from jurisdiction to jurisdiction. In some states, both state and local officials may have the authority to issue mandatory evacuation orders (e.g., Georgia), but in other states, only the

---

<sup>10</sup> For this annex, “federal agency” includes any Federal Executive Branch department or agency—boards, commissions, government corporations, and any independent agencies of the U.S. Government—that have authority for, or provide support to, the response to and recovery from an incident involving evacuation.



Governor may retain the authority to issue mandatory evacuation orders (e.g., Alabama). The specific individuals authorized to issue evacuation orders (e.g., fire chief, police chief, senior elected official) also vary between states. Additional information on state and local evacuation authorities is contained in Appendix 10.

Individuals within an impacted or potentially impacted jurisdiction are most likely to heed evacuation orders when issued by a trusted authority for disseminating alerts, warnings and notifications, when their family, friends, and/or community members have chosen to evacuate, or when jurisdictional plans provide for the evacuation of pets/animals.

In addition to differing authorities, state, territory and local governments also utilize different terminology related to evacuation orders. Terms such as mandatory, voluntary, recommended, forced, phased, and zoned are commonly used. Regardless of the term, individuals located within an impacted or potentially impacted jurisdiction or community are most likely to heed evacuation orders when issued by a trusted authority (e.g., governor, police chief), when their family, friends, and/or community members have chosen to evacuate, or when jurisdictional plans provide for the evacuation of pets/animals.

Communications regarding evacuation orders should be clear and contains information to assist people with complying with the order (e.g. Messaging should provide instructions for pet owners regarding how to safely evacuate with their pets. In the absence of or in lieu of a formal evacuation order, individuals may directly respond to conditions on the ground or risk information from sources such as social media or weather forecasts.

### **Shelter-in-Place Guidance**

“Shelter-in-place” is defined as the use of a structure to temporarily separate individuals from a hazard or threat. Sheltering in place is considered the primary protective action in many cases. Often it is safer for individuals to shelter-in-place than to try to evacuate. Sheltering in place is appropriate when conditions necessitate that individuals seek protection in their homes, places of employment, or other locations when disaster strikes from certain threats and hazards.

State, territory and local officials may encourage individuals to shelter-in-place rather than evacuate in consideration of the following:

An evacuation may put individuals in greater danger than sheltering in place (e.g., in the event of environmental contamination or for individuals with chronic health conditions, infants, and older adult populations, who may be more susceptible to the physical and psychological stresses of evacuations) and, as a result, some may experience an exacerbation of their conditions.

To reduce the impact on transportation routes, transportation resources can bring lifesaving/life-sustaining supplies and personnel into the area first and then support the evacuation of the population within the affected jurisdiction.

A segment of the population may be resistant to follow evacuation orders due to cultural, historical, financial, or political sensitivities (e.g., dependency on agricultural lands for financial stability, distrust of

government, significance of tribal lands); disabilities, limited English proficiency, economic status, and other access and functional needs (e.g., lack of accessible transportation); immigration or legal status; desire to protect personal property; and concern for their animals.

Evacuations can have both short- and long-term social and economic implications for the affected jurisdiction (e.g., loss of tax base, loss of workforce, disruption to family or community structure).

Circumstances where the best action is to shelter-in-place include protection from wind events, protection from environmental contaminants, including ashfall and chemical or radiological contaminants; protection from dangerous persons or events; isolation from contagious diseases; and protection from flooding for sheltering locations that are at high ground. Because of the unique nature of radiation dangers associated with a nuclear detonation, sheltering in place saves the most lives in the first 24 hours.<sup>11</sup>

When circumstances change for persons who shelter-in-place (winds shift, storms intensify, flood waters increase) lives are put at risk, especially for people who are dependent on accessible transportation that no longer is available. The absence of community (Meals on Wheels), health (dialysis), and social services (e.g., utilities, emergency services) and/or the presence of ongoing threats and hazards (e.g., hazardous materials, degraded infrastructure, debris) may negatively impact survivors who decide or are forced to shelter-in-place.

## **Re-entry Operations**

Both impacted jurisdictions and host-jurisdictions may desire to return evacuees to their pre-disaster residences as soon as possible to facilitate community-restoration activities and alleviate host jurisdictions of their evacuee support responsibilities. Although re-entry operations are a state and local responsibility, states can request federal support to augment state and local capabilities (e.g., procurement of accessible transportation assets). *Appendix 6* provides further detail on re-entry operations.

Phased re-entry refers to the process of granting access to an incident site and other restricted areas by aligning response and recovery personnel and other affected stakeholders (e.g., local business owners, utility operators) and managing re-entry via defined access levels. Access level definitions may be based on incident management priorities, response and recovery needs, incident site conditions, and safety concerns. Depending on the size and scope of the incident, public works assessments of critical facilities, roads, checkpoints, roadblocks, and transit routes may be required to ensure a safe and orderly return to an affected area by community members.

## **Relocation Operations**

The absence of community, health, and social services (e.g., utilities, emergency services) and/or the presence of ongoing threats and hazards (e.g., hazardous materials, degraded infrastructure, debris) may interfere with survivors returning to their pre-disaster residences. As a result, some evacuees may relocate, temporarily or permanently, to alternate jurisdictions.

---

<sup>11</sup> National Security Staff, 2010, Planning Guidance for Response to a Nuclear Detonation, Second Edition.

## Facts, Assumptions, and Critical Considerations

The following information represents facts, planning assumptions, and critical considerations that contribute to the development of an operational environment for the FESA and are supplemental to those outlined in the Response and Recovery FIOPs.

**Table 1: FESA Facts**

Facts
The conduct of evacuation operations is a state, territory, tribal, and local responsibility.
Federal evacuation support is provided by the following process: A governor requests federal assistance, or when, in the absence of a specific request, the President may provide accelerated federal assistance where necessary to save lives, prevent human suffering, or mitigate severe damage—when, to the fullest extent practicable, the President promptly notifies and coordinates with a state in which such assistance or support is provided. (Robert T. Stafford Disaster Relief and Emergency Assistance Act)
FEMA is responsible for conducting emergency operations to save lives and property through positioning emergency equipment, personnel, and supplies, through evacuating potential victims, through providing food, water, shelter, and medical care to those in need, and through restoring critical public services. (6 U.S.C. § 314 9(C))
Disaster relief and assistance activities by FEMA and recipient of FEMA financial assistance shall be accomplished in an equitable and impartial manner, without discrimination on the grounds of race, color, religion, nationality, sex, age, disability, English proficiency, or economic status. Section 308 of the Stafford Act, 42 U.S.C. § 5151.
State and local governments must address the needs of individuals with household pets, assistance animals, and service animals following a major disaster or emergency. (Pets Evacuation and Transportation Standards Act of 2006)
Individuals cannot be separated from their service animals or durable medical equipment (DME) <sup>12</sup> throughout the entire evacuation and re-entry process. (Americans with Disabilities Act of 1990)
Individuals supporting critical infrastructure and essential service operations may be exempt from mandatory evacuation orders and will be subject to industry-established and life-safety protocols.
Timely and actionable public messaging, emergency notifications, and information about the preservation of life and safety, in formats accessible to people with disabilities and in relevant languages for people with limited English proficiency is essential to evacuation support. FEMA’s Integrated Public Alert and Warning System (IPAWS) supports emergency messages in accessible formats sent to people via radio, television, and cell phones.

<sup>12</sup>Durable medical equipment: Equipment prescribed by a physician that is medically necessary for the treatment of an illness or injury, or to prevent a patient’s further deterioration. This equipment is designed for repeated use and includes items such as oxygen equipment, wheelchairs, walkers, hospital beds, crutches, and other medical equipment. (Source: FEMA Disaster Assistance Policy - DAP 9525.4)

Facts
<p>Accommodations will be needed to ensure transportation assets are accessible, including but not limited to the following:</p> <ul style="list-style-type: none"> <li>• Consideration of space to accommodate DME and other medical supplies</li> <li>• Platform barriers to prevent wheelchairs from rolling off</li> <li>• Strong and large handrails</li> <li>• Vehicle ramps or bridge plates</li> <li>• Lift equipment to load wheelchairs</li> <li>• Priority seating for individuals with disabilities</li> <li>• Proper and clear doorways and pathways in subways</li> <li>• Proper lighting on ramps and doorways</li> </ul>
<p>Some people who use durable medical equipment, mobility assistive devices, electricity-dependent implantable medical devices, and others with access and functional needs will have difficulty or require assistance to evacuate safely.</p>
<p>Some individuals will be living in institutionalized settings (e.g., group/nursing homes).</p>
<p>The evacuee population will include individuals subject to judicial and/or administrative orders restricting their freedom of movement (e.g., individuals on probation). Some of these individuals (e.g., sex offenders) may require additional coordination with state and/or law enforcement (e.g., separate accommodations at shelters).</p>
<p>Many children and older adults will be in the temporary care of educational, childcare, medical, juvenile justice, recreational, or other applicable facilities and may be unaccompanied if caretakers are injured or deceased or if children or adults requiring care are unable to be reunited with their parents/legal guardians.</p>
<p>Reunification services and protocols will be required to help reunite children, adults, and animals, and to help displaced survivors establish contact with family, friends, legal guardians, and colleagues after a period of separation.</p>
<p>Some incidents (e.g., nuclear or radiological incidents) will require the affected population to shelter-in-place followed by an immediate coordinated evacuation once decontamination and movement is feasible.</p>
<p>Individuals will attempt to evacuate while in possession of firearms and other weapons or contraband. State and local law enforcement may need a system/mechanism (e.g., tracking system, amnesty depository) to manage surrendered and sequestered weapons.<sup>13</sup></p>
<p>Behavioral health consequences of the evacuation and the threat or hazard that instigated it will serve as a persistent impediment to the safety, health, and well-being of the impacted population and responders.</p>
<p>Evacuation operations will be hampered by disruptions to the area's critical infrastructure and transportation resource shortfalls.</p>
<p>Support will be requested to transport and shelter animals that accompany evacuees, including service animals that must always remain with their owners.</p>
<p>There may be animals that require evacuation that are not associated with a specific individual, such as animals in laboratories, shelters, zoos, circuses, retail stores, veterinary hospitals, animal daycare centers, sanctuaries, kennels breeding operations, obedience schools, trainers, groomers, and animal rehabilitation facilities.</p>

<sup>13</sup> The Robert T. Stafford Disaster Relief and Emergency Assistance Act, 42 U.S.C. 5207.

<b>Facts</b>
Some evacuees and patients will require lifesaving and life-sustaining support, equipment, or other assistance to maintain independence (e.g., service animals, assistance animals, durable medical equipment, power-dependent implantable devices, consumable medical supplies (e.g., oxygen), prescription medications, and attendants).
Mass feeding provided to evacuees, will need to accommodate those with cultural, ethnic, religious, and specific dietary needs. Age appropriate food may also be necessary to sustain infants/toddlers and older adults.
Feeding operations will require considerable public health assets to ensure that safe food preparation and distribution methods are practiced preventing illness or outbreaks of foodborne illnesses. In addition, mass feeding should consider providing safe water to prevent waterborne illness.
Animals will require feeding, hydration, husbandry, and monitoring during evacuation.
Some evacuees will be unable to present personal health, human service, and behavioral health care plans, prescriptions, and other needs throughout the evacuation and will need to be assessed. Self-evacuees and transportation-assisted evacuees may require medical attention during evacuation/re-entry.
Health systems must plan for crisis standards of care and scarce resource utilization during mass evacuations. Arrangement for patient receipt with health care systems will be completed before patients are evacuated (e.g., pediatric capacity). Both discharge and receipt facilities will track the evacuation and receipt of those patients.
State, territorial, and local officials have the responsibility for evacuee screening and decontamination operations in response to a hazardous material incident. Some evacuees, their belongings (including durable medical equipment, assistive devices, wheelchairs, hearing aids, etc.), and animals (including household pets, service and assistance animals) may require chemical or radiological decontamination by State, territory or local jurisdictions.
The selection of host-communities is based on the ability of a community to support shelter operations, associated wraparound services <sup>14</sup> , and universal access (e.g., facilities, infrastructure, and lead-time to provide resources to the location). Impact-communities, in coordination with host-communities, will need to coordinate the embarkation, transportation, and debarkation of evacuees.
A large-scale hazardous materials incident will affect evacuation efforts. Evacuation authorities should consult with hazardous materials experts regarding the location of evacuation routes and embarkation/debarkation sites.
<b>Transportation Mode:</b> Evacuation, sheltering, and re-entry operations are influenced by the size and demographics of the population, the availability/operability of accessible transportation assets/infrastructure, and the proximity of suitable sheltering options.
Governmental and non-governmental mass care/emergency assistance service providers require information about the movement of evacuees (e.g., expected arrival time, number of evacuees, number of individuals with disabilities, type of disability, and others with access and functional needs), the number of unaccompanied children, the number and species of animals to prepare for and provide essential mass care/emergency assistance services.

<sup>14</sup> Definition of wrap-around services provided by MC/EA and listed in Glossary.



Facts
<p>Some people will rely upon life-maintaining out-patient healthcare services (e.g. dialysis, infusion therapies, etc.) that must be continued and may require additional coordination to ensure they are evacuated to an area that can accommodate and ensure continuity of these critical health requirements. Additional time may also be required to ensure these at-risk dialysis patients can receive an early dialysis treatment, as a critical protective health measure, and will rely upon their local medical support accessible transportation services to obtain it in advance of an anticipated catastrophic event.</p>

**Table 2: FESA Planning Assumptions**

Planning Assumptions
<p>Coordination among entities supporting the transportation and sheltering components of the evacuation must occur to ensure proper resources and/services are available to the evacuee, including individuals with disabilities (and their service animals), others with access and/or functional needs, and those with animals.</p>
<p>Populations involved with law enforcement (e.g., prisoners, illegal immigrants) may require additional security and oversight support for both transportation and sheltering. Planning for the evacuation of detainee populations may require coordination with state, local, tribal, territorial, and private sector.</p>
<p>In no-notice events, some populations will need to evacuate on foot either because there is no safe route for vehicles or because they have no planned transportation. In these instances, secondary evacuation staging areas should be considered if the distances to safety exceed walking distance (example - people who climb to high ground on foot or walk out of flash flood areas).</p>
<p>Designated evacuation sites and routes will be pre-assessed for safety, accessibility, and health protection of evacuees.</p>
<p>Mass care/emergency assistance (e.g., accessible sheltering, toilet and showers, sanitation, feeding, hydration, reunification, distribution of emergency supplies) and personal care services will be needed at all evacuation sites, in transit, and in the impact area during the evacuation.</p>
<p>Some critical federal evacuation resources will be located within the impact area (e.g., military installations), and may be unavailable due to the requirement to evacuate themselves, particularly in no-notice evacuations.</p>
<p>An influx of contra-flow responders competing for scarce resources, such as rental vehicles and viable lodging options and support, may require additional coordination with federal, state, local, and private sector.</p>
<p>Limited evacuation assets in an area may be reserved for incoming Federal response teams and be unavailable for evacuation use (e.g., ramp space at an airport).</p>
<p>A re-entry planning process may need to be established through a coordinated effort between impact- and host-community authorities to facilitate the post-incident return of evacuated individuals and their animals as well as patients. Some evacuees may be unable to return to their homes for extended periods, if at all.</p>
<p>Host-State/Jurisdiction Agreements: Host-state/jurisdiction (or mutual aid) agreements, or Emergency Management Assistance Compacts (EMAC), are necessary to ensure the coordinated evacuation of individuals from the impacted state/jurisdiction to a host-state/jurisdiction. The Governor(s)/tribal leader(s) of state(s)/tribe(s) receiving evacuees may not have agreements in place, prior to an evacuation, to accept disaster survivors [Public Assistance Program and Policy Guide (PAPPG), Version 4, June 2020]</p>

## Critical Considerations for Crisis Action Planning

The following general critical considerations are supplemental to those outlined in the Response and Recovery FIOPs. The table below outlines some, but not all critical considerations:

**Table 3: Critical Considerations for Crisis Action Planning**

<b>Critical Considerations for Crisis Action Planning</b>	
<b>Evacuation Triggers and Timelines</b>	
<b>Risk</b>	Depending on the threat or hazard, evacuation triggers and timelines will be different for pre-incident versus post-incident events.
<b>Management</b>	<ul style="list-style-type: none"> <li>• Pinpoint evacuation clearance times for pre-incident threats to a population.</li> <li>• Identify evacuation zones and resources, such as accessible transportation for transporting the most vulnerable populations in pre-incident evacuations.</li> <li>• Consider shelter-in-place options in addition to evacuation operations.</li> </ul>
<b>Management</b>	<ul style="list-style-type: none"> <li>• Identify receipt locations for evacuated illegal immigrations (UC, single adults, family units) under HHS or DHS custody.</li> </ul>
<b>Management</b>	<ul style="list-style-type: none"> <li>• For post-incident evacuations, identify additional weather impacts and/or other threats to operations that might affect the most vulnerable populations.</li> </ul>
<b>Evacuee Decontamination</b>	
<b>Risk</b>	Without appropriate decontamination and proof of decontamination, neighboring states/jurisdictions may resist accepting evacuees (and their animals) that are or may have been contaminated.
<b>Management</b>	<ul style="list-style-type: none"> <li>• Plan to transport highly contagious evacuees through specialized transportation systems to minimize exposure to others.</li> <li>• Provide appropriate public information notices to media to release to evacuation areas and host-jurisdiction officials.</li> <li>• Ensure information notices are available in accessible formats, including sign language and multiple languages.</li> </ul>
<b>Geography and Environmental Challenges</b>	
<b>Risk</b>	Evacuations may affect jurisdictions situated in a broad range of geographies and environments (e.g., deserts, wilderness areas, urban areas), requiring specialized resources, support services, and strategies to effectively facilitate safe and efficient evacuation operations.
<b>Management</b>	<ul style="list-style-type: none"> <li>• Identify regional plans that specifically address geographical challenges.</li> </ul>
<b>Population Assessment</b>	
<b>Risk</b>	Pre-incident population information may be incomplete thus jeopardizing evacuation operations, including the safety of evacuees.
<b>Management</b>	<ul style="list-style-type: none"> <li>• Conduct an immediate assessment of the evacuee population to identify specific individual or family group needs (e.g., health/medical, mental, functional, social services, socio-economic, including lack of access to transportation due to economic status, nutritional, cultural, and language).</li> </ul>

**Federal Evacuation Support Annex to the Response and Recovery Federal Interagency Operational Plans  
Base Plan**

<b>Management</b>	<ul style="list-style-type: none"> <li>For tourist population: Develop a tourist coalition of the local stakeholders in the tourist area to address strategies of preparedness campaigns and evacuations.</li> </ul>
<b>Evacuee Sustainability</b>	
<b>Risk</b>	Adequate feeding, hydration, and sanitation/hygiene services will be required along evacuation routes for people and animals. Special consideration to be given to evacuees with disabilities and those with access and functional needs. Access to critical health and human services will be needed to protect the health and well-being of the evacuees.
<b>Management</b>	<ul style="list-style-type: none"> <li>Ensure that accessible resources, or accommodations and modifications for accessibility, are implemented to ensure evacuation and re-entry operations can support all populations.</li> </ul>
<b>Management</b>	<ul style="list-style-type: none"> <li>Identify critical resources and services needed for a mass evacuation scenario</li> <li>Work with the appropriate personnel to place Defense Production Act (DPA) language in the standby contracts used to procure anticipated critical needs.</li> </ul>
<b>Management</b>	<ul style="list-style-type: none"> <li>Provide age-appropriate commodities (e.g., hydration, diapers, baby formula) to support infants, younger children, and older adults during the evacuation process and re-entry.</li> </ul>
<b>Management</b>	<ul style="list-style-type: none"> <li>Ensure that designated rest stop (s) along an evacuation route are staffed by mass care, medical and mental health providers, and security at a minimum to evaluate the population as they are evacuating and remove any who may not be able to travel or become unstable in some way.</li> </ul>
<b>Management</b>	<ul style="list-style-type: none"> <li>Consider requirements to support populations sheltering in place while in the temporary care of educational, childcare, medical, juvenile justice, recreational, or other facilities.</li> </ul>
<b>Management</b>	<ul style="list-style-type: none"> <li>Prioritize portable, sustainable generators and/or restoration of electrical service for individuals who have power-dependent durable medical equipment and power-dependent implantable devices, as lack of access to power can become life threatening.</li> </ul>
<b>Management</b>	<ul style="list-style-type: none"> <li>Ensure that accommodations are made for personal assistance provider or people who escort patients and assist in their activities of daily living.</li> </ul>
<b>Animals</b>	
<b>Risk</b>	During evacuation and re-entry operations, household pets, service and assistance animals will require tracking, embarkation, transportation, debarkation, care, feeding, husbandry/waste removal, veterinary support, and sheltering support.
<b>Management</b>	<ul style="list-style-type: none"> <li>Conduct an immediate assessment of the household pets, service and assistance animal population requiring evacuation by trained personnel to determine transportation, mass care, and additional support requirements and to provide recommendations on appropriate courses of action.</li> <li>Access the American Veterinary Medical Association's information regarding pet ownerships and the Pet Ownership Calculator to determine the target household pet population that would need to be evacuated and include them in the assessment. [<a href="https://www.avma.org/resources-tools/reports-statistics/us-pet-ownership-statistics">https://www.avma.org/resources-tools/reports-statistics/us-pet-ownership-statistics</a>]</li> <li>Identify requests for federally augmented tracking equipment.</li> <li>Provide for the timely reunification of owners and their animals (household pets, service and assistance animals).</li> </ul>
<b>Critical Infrastructure</b>	
<b>Risk</b>	A mass evacuation could present a range of implications for many of the critical infrastructure sectors within the affected jurisdiction(s) and nationally. The evacuation could directly affect critical infrastructure operations, supply lines, and/or distribution systems.

<b>Management</b>	<ul style="list-style-type: none"> <li>Establish lines of communication among federal, state and critical infrastructure operations to report on the number of expected evacuees and routes, transportation, and shelter options.</li> </ul>
<b>Management</b>	<ul style="list-style-type: none"> <li>Request information on damage to critical infrastructure that could affect evacuation planning.</li> </ul>
<b>Management</b>	<ul style="list-style-type: none"> <li>Begin DPA process for establishing voluntary agreements between key business sectors to expedite/expand supply of critical materials or services (voluntary agreements between members of airline, railroad, shipping, or trucking industries) to plan and collaborate evacuation activities.</li> </ul>
<b>Management</b>	<ul style="list-style-type: none"> <li>Provide weather updates for weather conditions that could have a negative impact on evacuation operations.</li> </ul>
<b>Public Information</b>	
<b>Risk</b>	Stress and chaos often follow a mandated evacuation, which may have a negative impact on the safety of an affected population.
<b>Management</b>	<ul style="list-style-type: none"> <li>Ensure that public information provides instructional messaging for evacuees. Suggested messaging includes instructions of where to go for resources for evacuation/re-entry, what to bring, and sheltering-in-place instructions.</li> <li>General welfare messaging includes safety advisories, resource information, information related to finding a family member that has evacuated, is required to facilitate safe and organized evacuations and re-entry operations.</li> <li>Messaging should provide information regarding resources and locations that can address specific access and functional needs (e.g. oxygen, dialysis, etc.).</li> </ul>
<b>Management</b>	<ul style="list-style-type: none"> <li>Ensure messaging is accessible and is culturally and linguistically appropriate for the general population and at-risk populations with disabilities and access and functional needs.</li> <li>Distribute accessible formats, including pictograms, captioned videos with certified deaf interpreter, through a variety of media outlets to reach the evacuee population.</li> <li>Ensure ready access to qualified interpreters for people who are deaf or hard of hearing and in prevalent language for people who have limited English proficiency (LEP), distribute information in accessible and multiple formats (including pictograms, audio, large print, and captioning), provide messaging that is in plain languages, short, and culturally appropriate through a variety of media outlets to reach all of the evacuee population.</li> <li>Employ FEMA’s widely-available Integrated Public Alert and Warning System (IPAWS) as it enables public safety and emergency management authorities to deliver public ordering or messaging simultaneously via wireless emergency alerts (WEA), Emergency Alert System (EAS), and the internet.</li> </ul>
<b>Tracking and Reunification Services</b>	
<b>Risk</b>	Responding to high volumes of requests for information from concerned family, friends, and legal guardians to locate individuals within the impact area can burden emergency response operations.
<b>Management</b>	<ul style="list-style-type: none"> <li>Identify requests for federal support to provide evacuation tracking methodology as well as staff to support evacuation (e.g., National Mass Evacuation Tracking System (NMETS)).</li> <li>Implement reunification services early and throughout the evacuation process.</li> <li>Safeguard reunification process to verify the identity of located parents or legal guardians before releasing unaccompanied minors.</li> </ul>

<b>Undocumented Evacuees</b>	
<b>Risk</b>	Undocumented non-citizens will be reluctant to evacuate out of fear of apprehension, detention, and repatriation. Some evacuees may be unable to present personal identification when requested/required during evacuation/re-entry operations.
<b>Management</b>	<ul style="list-style-type: none"> <li>• Confirm that law enforcement agencies have issued non-discrimination policy statements during response operations to focus missions on lifesaving and life-sustaining activities and maintaining public order.</li> <li>• Ensure that accessible and culturally and linguistically appropriate public information notices are issued to ensure the safety of threatened populations.</li> </ul>
<b>Limited Resources</b>	
<b>Risk</b>	State governments may compete over limited evacuation resources (e.g., bus, ambulance, pediatric equipment, and other accessible transport contracts) due to pre-established contracts with single vendors that cross jurisdictional boundaries.
<b>Management</b>	<ul style="list-style-type: none"> <li>• Stand up evacuation support cell/Critical Action Planning (CAP) to monitor resource requests/shortages.</li> </ul>
<b>Management</b>	<ul style="list-style-type: none"> <li>• Implement Defense Production Act (DPA) Priorities Authority in procurement contracts for resources and services.</li> </ul>

## **Mission**

The mission addressed by this annex is the facilitation, synchronization, and integration of federal agency and whole community resources and capabilities with state and local evacuation operations, when necessary, in order to save lives, reduce human suffering, protect property and the environment, and meet basic human needs before, during, and after an evacuation. This is accomplished by:

- Enhancing capabilities to provide timely, accurate situational awareness, accessible risk communication, and preparedness information to the public and responders;
- Identifying resources to be alerted, deployed, and employed to save lives, limit human suffering, and protect property and the environment;
- Utilizing coordination mechanisms to set the best conditions possible for supporting state and local evacuation efforts;
- Appropriately removing barriers that limit response/recovery activities; and
- Prioritizing safe, effective evacuation, sheltering/temporary housing, and re-entry to an impacted jurisdiction.

## **End State**

Achieving the desired end state of federal response and recovery operations for an evacuation occurs when individuals are returned to their pre-disaster locations (e.g., residences, healthcare facilities, etc.) or have otherwise relocated after being evacuated out of the impacted area (actual or anticipated), the informed public has maintained its confidence in federal and state governments, and public health, healthcare, and social services networks are restored and support the resilience, health, and well-being of affected individuals and communities.

## Evacuation-specific Authorities

Authorities specifically applicable to this annex are included in *Appendix 8* and are consistent with those outlined within the Response and Recovery FIOPs. Nothing in this annex alters or impedes the ability of federal agencies to carry out their respective authorities and associated responsibilities under law. This annex does not create new authorities nor change existing ones.

To avoid operational delays, federal agencies may take appropriate independent emergency actions within the limits of their statutory authorities to protect the public, mitigate immediate hazards, and gather information concerning the emergency. Federal agencies may take appropriate actions within the limits of their statutory authorities to evacuate illegal immigrants under DHS or HHS custody.

## Execution

### Concept of Operations

The conduct of evacuation and re-entry operations is primarily a state and local responsibility. However, there are circumstances where requirements may exceed the capabilities of such jurisdictions to support mass evacuations and/or re-entry operations. When practical and possible, precautionary evacuation support may be necessary before an event to move individuals away from a potential incident when warning is available and after an event when conditions are such that it is unsafe for individuals to remain in the area.

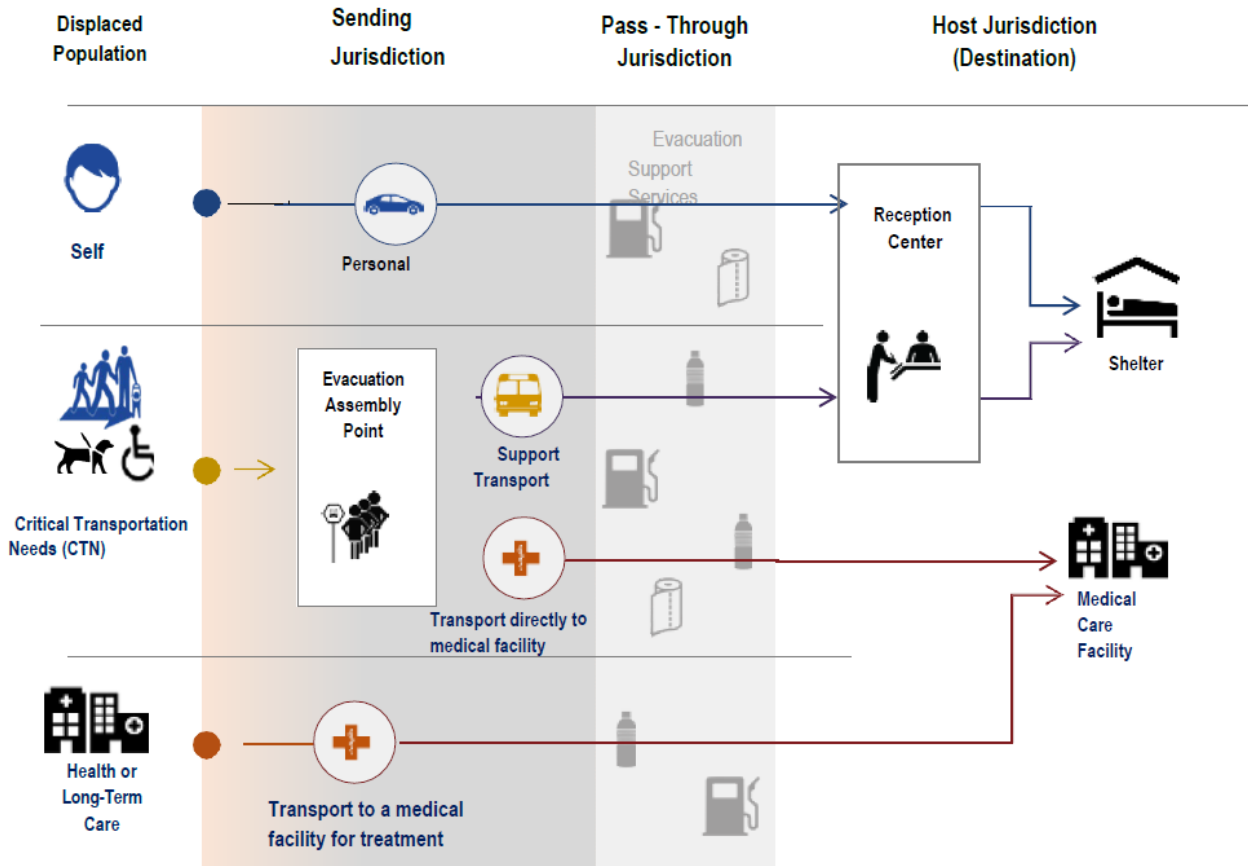
The decision-making process and conduct and management of evacuation and re-entry operations are inherently state and local government responsibilities.

In instances where federal support is requested, FEMA will coordinate with state/tribal governments to determine the assistance needed for self-evacuees evacuating in their personal vehicles and critical transportation needs evacuees evacuating via ground, air, rail, and/or maritime transportation systems. HHS will coordinate federal support for the evacuation of patients. FEMA and the USDA will coordinate federal support for the evacuation of household pets and service and assistance animals. Federal support will be provided to state and local evacuation operations and scaled to the incident. Evacuation from a single state may be supported from the state emergency operations center, FEMA Regional Response Coordination Center (RRCC), or a Joint Field Office (JFO). A catastrophic incident resulting in multi-state evacuations may be coordinated from the National Response Coordination Center (NRCC).

If the evacuation is to another state, the impact-state will coordinate with the host-state to facilitate the arrival and debarkation of evacuees. The host-state agrees to provide shelter, food, and medical care; support evacuees with animals, including household pets and service and assistance animals (a state's definition of service animal may be broader than the federal definition and may vary from state to state); provide financial assistance where applicable; and return evacuees to their home areas.

States will work together to reunify families and ensure public safety. In all instances, the Governor and his/her emergency management staff are responsible for the coordination of evacuation operations within their state and to host-state(s). FEMA may provide assistance if there are multiple host-states involved.

The impact-state will reimburse a host-state for eligible expenses incurred through the provision of evacuation support. See Figure 3 for a depiction of the Evacuation Concept of Operations.








**Figure 3: Evacuation Concept of Operations**

### Concept of Support




Evacuation and re-entry operations require a coordinated effort involving federal and SLTT governments, non-governmental organizations, including organizations serving with disabilities and private sector partners. The concept of support outlined in the Response and Recovery FIOPs is unchanged by this annex. The types of Federal evacuation support are listed below in Table 4.



**Table 4: Types of Evacuation Support**

Types of Federal Evacuation Support	
	<ul style="list-style-type: none"> <li>• Response-related public messaging for lifesaving, life-safety, and key public health messages to reach impacted populations and diverse audiences, including individuals with disabilities and limited English proficiency [ESF2].</li> <li>• National Warning System to provide a 24-hour continuous private line telephone system to convey warnings to Federal and SLTT government and public safety officials [NAWAS/FEMA].</li> <li>• Ensure adequate information on evacuation operations is relayed to the public in an appropriate and timely manner [ESF15]</li> </ul>
	<ul style="list-style-type: none"> <li>• National evacuation contractual agreements with private sector vendors providing transportation resources and operational planning support capabilities [FEMA].</li> <li>• Transportation technical assistance and analysis for evacuation operations and evacuation route conditions [ESF1].</li> <li>• Debris removal and clearance of evacuation routes [ESF3].</li> <li>• Support of state and local public safety and security measures (e.g., crowd control, traffic management, and control of contra flow lanes used in evacuations) [ESF1].</li> <li>• Accommodations to ensure that evacuation assistance is inclusive of individuals requiring security escort (e.g., Unaccompanied Children under HHS custody; Undocumented non-citizens, (e.g., Single Adults and Family Units) under DHS custody; prisoners under Bureau of Prisons [ESF13].</li> <li>• Ensure fuel deliveries along evacuation routes and for emergency responders [ESF12].</li> <li>• Initiate various waiver requests or actions by other Federal agencies to facilitate evacuation [ESF12].</li> <li>• Provide security measures (e.g., crowd control, traffic direction, and control of contra flow lanes used in evacuations [ESF13].</li> </ul>
	<ul style="list-style-type: none"> <li>• Accommodations to ensure that evacuation assistance is inclusive of individuals with disabilities and others with access and functional needs [ESF6/ODIC].</li> <li>• Provide medical staging and en route medical support to patients and to those with medical needs [ESF8].</li> </ul>
	<ul style="list-style-type: none"> <li>• Information and coordination for the evacuation of animals, including household pets and service and assistance animals [ESF11].</li> <li>• Assist in triage, identification/tracking/reunification of owner/animal [ESF11].</li> <li>• Provide technical expertise in support of state and local -led evacuation [ESF11].</li> </ul>
	<ul style="list-style-type: none"> <li>• Activate the FEMA National EMS Contract in coordination with SLTT.</li> <li>• Coordination of Patient Movement Operations [ESF8].</li> <li>• Supplemental assistance to state and local jurisdictions in identifying public health, health maintenance, medical needs of survivors, including patient movement evacuation, as well as reunification of children or older adults with an appropriate adult or family member [ESF8].</li> </ul>



	<ul style="list-style-type: none"> <li>• Provide goods and services to support evacuation efforts and transportation services [ESF7].</li> <li>• Military and/or commercial contract aircraft to support evacuation operations [DOD].</li> <li>• Issue regulatory waivers and exemptions [ESF1].</li> </ul>
	<ul style="list-style-type: none"> <li>• Provide sheltering/housing, feeding, bulk distribution of essential items, and family reunification support and resources to individuals and households that do not have the personal resources, or access to personal resources, to meet these needs [ESF6].</li> <li>• Provide guidance for the evacuation and collocation of companion animals [ESF11].</li> </ul>
	<ul style="list-style-type: none"> <li>• Track movement of evacuees, household pets or service and assistance animals, luggage, durable medical equipment, and essential belongings [ESF6, 11].</li> <li>• Track patients moved by the National Disaster Medical System (NDMS) from the point of entry into the patient movement system, to the NDMS health facility, and back to their originating location or final destination [ESF8].</li> <li>• Track triage process for CBRNE operations [ESF10].</li> </ul>

### Operational Phases

Operational phases for evacuation and re-entry operations vary based on the level of, size, scope, and complexity of the incident. The Evacuation Operational Phase table identified below serves as a place holder within the Federal Evacuation Support Annex until a version is approved.

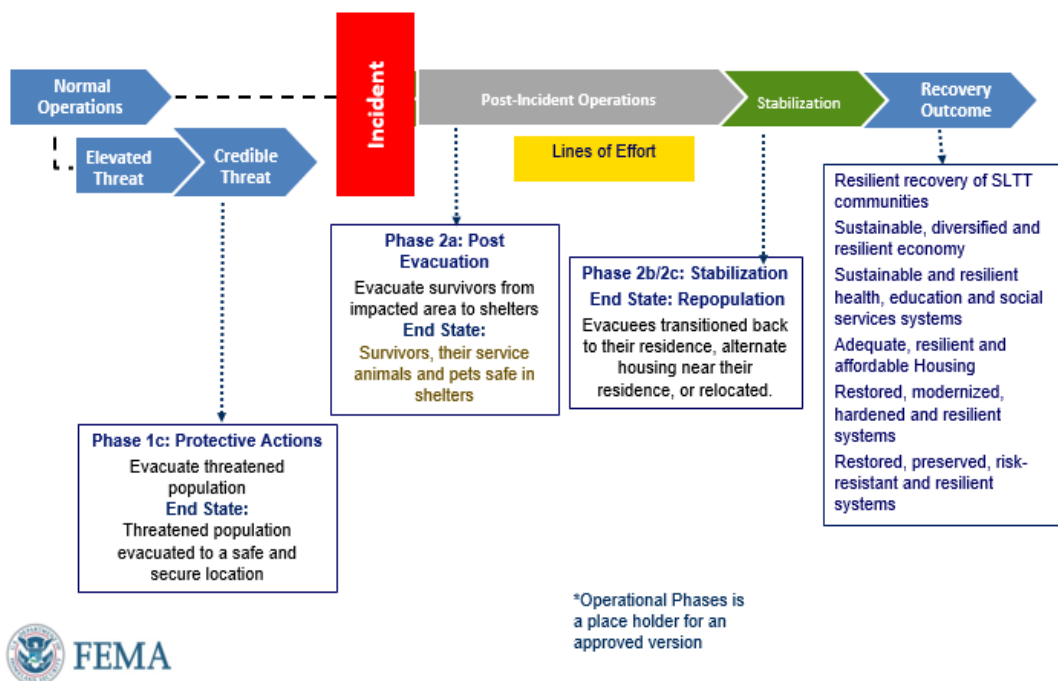


Figure 4: Evacuation Operational Phases

## Notice Evacuation

Evacuations may occur in response to various notice incidents, wherein state and local officials must determine whether pre-incident evacuation is a viable and/or practical option. Numerous factors affect this decision process, including the amount of advanced warning, incident severity, and the probability of impact. In general, authorities responsible for issuing pre-incident evacuation orders must balance the high costs associated with the movement of individuals out of a threatened area with the probability of impact.

Hurricane Evacuation Studies (HES) provide data, information, and planning factors to inform state and local hurricane evacuation plans. These studies identify storm-surge flood risk areas, evacuation zones, at-risk populations, public evacuation behavior, potential shelter demand, evacuation routes, and public evacuation clearance times.

To satisfy clearance time requirements, officials may pre-position evacuation resources, including accessible transportation assets, and/or issue evacuation orders well in advance of an incident, despite a low probability of impact at the time the decisions are required. Failure to pre-position evacuation resources and/or issue evacuation orders within the necessary timeframes means resources may not be able to deploy in time to conduct evacuation operations. Competition over limited evacuation resources may adversely affect resource availability (e.g., multiple jurisdictions contracting with a single vendor for resources). The Movement Coordination Center (MCC) at the NRCC and the Interagency Transportation Board serve as mechanisms for deconflicting competing resource requirements.

If evacuations are not complete before the onset of incident-specific hazards (e.g., gale force winds), evacuees may be exposed to dangerous conditions along evacuation routes before arriving at a point of safety.

For a notice incident, state and local officials must determine if there is sufficient time to mobilize resources and evacuate the entire target population from a given area to safety prior to the onset of hazardous conditions.

**Table 5: Requests for Information (RFIs) and Decision Factors for Supporting Notice Evacuations**

Federal Support Decision	RFI
<p>Activate Movement Coordination Center (MCC)</p> <p>Activate EMS contracts to activate National Emergency Contracts</p> <p>Stand up planning cell</p> <p>Pre-position FEMA resources with state</p> <p>Notify federal partners</p>	<ul style="list-style-type: none"> <li>• Time until incident onset</li> <li>• Projected number of individuals requiring evacuation assistance including:                             <ul style="list-style-type: none"> <li>• Individuals with disabilities and access or functional needs</li> <li>• Household pets, service, and assistance animals</li> <li>• Patient movement evacuees</li> <li>• Tourist populations unable to evacuate</li> </ul> </li> <li>• Projected number of individuals requiring security escort (e.g., Unaccompanied Children under HHS custody; Undocumented Single Adults and Family Units under DHS custody; prisoners under Bureau of Prisoners, DOJ).</li> <li>• Projected clearance times from evacuation area</li> <li>• Capacity and distance of shelters from impacted area</li> <li>• Status of critical infrastructure and resources, including roads, airstrips, and accessible transportation</li> </ul>
<p>Support movement of evacuees</p> <p>Stand up Evacuation CAP Team</p> <p>Deploy protective measures</p> <p>Support the establishment of Community Reception Centers (CRCs) with state and determine resource requirements</p> <p>Deploy National Mass Evacuation Tracking System (NMETS) teams to sites of embarkation</p> <p>Request decontamination operations</p>	<ul style="list-style-type: none"> <li>• Status of evacuation routes</li> <li>• Status of fuel supply along evacuation routes</li> <li>• Any unresolved life-safety issues</li> <li>• Conditions requiring zero hour sheltering of evacuees and response personnel and requiring cessation of field operations</li> <li>• Capacity of the receiving zone to receive evacuees</li> <li>• Status of tourist population evacuation</li> <li>• Identification of HAZMAT threat</li> </ul>
<p>Initiate crisis action planning</p>	<ul style="list-style-type: none"> <li>• Expected changes in weather conditions that would impact evacuation operations</li> <li>• Forecasted or actual unmet needs</li> <li>• Additional threat to operations from cascading impacts</li> <li>• Conditions requiring zero hour sheltering/sheltering in place</li> </ul>
<p>Increase shelter capacity</p> <p>Help facilitate host-state agreements</p>	<ul style="list-style-type: none"> <li>• Projected shortage of shelter capacity</li> </ul>
<p>Support state in providing fuel along evacuation routes</p> <p>Support state public messaging and signage along evacuation routes</p>	<ul style="list-style-type: none"> <li>• Status of fuel supply along evacuation routes</li> <li>• Forecasted or actual unmet needs</li> <li>• Notification of contraflow operations</li> </ul>
<p>Stop evacuation operations and switch to shelter-in-place operations and/or seek shelter in Refuge of Last Resort</p>	<ul style="list-style-type: none"> <li>• Lapse in projected clearance times that will have an impact on the ability to complete evacuation operations</li> <li>• Forecasted changes to weather that will impact operations</li> </ul>

## No-Notice Evacuation

No-notice evacuations are conducted during and/or after an incident (post-incident) when it is unsafe for the affected population to remain in the area. The amount of time between incident onset and when the evacuation is initiated may limit efforts to pre-position resources. Response activities, including ongoing search and rescue (SAR) operations and the influx of other lifesaving/life-sustaining resources, may adversely affect evacuation operations. Post-incident conditions may require SAR operations to extract survivors from hazardous locations and move them to safer locations. Types of incidents that may require post-incident evacuations include terrorism, earthquakes, tsunamis, wildland fires, long-term power outages, industrial accidents, and flooding.

**Table 6: RFIs and Decision Factors for Supporting No-Notice Evacuations**

Federal Support Decision	RFI
Activate Movement Control Center	Evacuation resource requirements
Activate EMS contracts to activate National Emergency Contracts	Request from State to assist in tracking evacuees
Notify federal partners	Projected number of individuals within each category requiring evacuation assistance – general population, animals including household pets, service and assistance animals, patients, and tourists unable to evacuate
Stand up planning cell	Time required to conduct evacuation operations
Stand up Evacuation TF	Capacity and distance of shelters from impacted area
Deploy NMETS teams to sites of embarkation	Status of critical infrastructure and resources, including accessible transportation, roads, and airstrips
	Healthcare access needs to support evacuees with critical life-maintaining healthcare access and functional needs
Identify personal protective equipment (PPE) requirements/supplies Develop distribution plan	Potential biological, radiological and chemical, physical, and natural hazards that may affect the safety and health of first responders and recovery workers
Determine requirements for sheltering in place versus evacuation	Hazard/plume modeling and field tests of environmental hazards that may hinder evacuation operations  Infectious Disease communicability modeling that may affect shelter-in-place or evacuation
Assess CIP impacts Notify federal partners	Status of critical infrastructure, the capability for restoring facility and system operations, and the danger of interdependency or cascading impacts from the effects of critical infrastructure disruptions
Notify federal partners	Impact of general response operations occurring simultaneously, e.g., search and rescue (SAR) operations and evacuation operations
Initiate crisis action planning and contingency planning	Status of unmet needs
	Expected changes in weather conditions that would impact evacuation operations
	Notification of environmental threats to evacuation routes

## Essential Elements of Information

Essential Elements of Information (EEI) are important and standard information items that incident managers need to make timely and informed decisions. EEIs also provide context and contribute to analysis.

This section presents essential elements of information supplemental to the Response and Recovery FIOPs and broadly applicable to all evacuations and those more specific to each Emergency Support Function (ESF) and Recovery Support Function (RSF).

**Table 7: EEI for ESFs and RSFs**

EEIs for ESFs and RSFs
<b>ESF #1 – Transportation</b>
<ul style="list-style-type: none"> <li>• Status of evacuation routes. In particular, the following should be communicated:                             <ul style="list-style-type: none"> <li>○ Activation and suspension of contraflow operations</li> <li>○ Road closures impacting evacuation traffic</li> <li>○ Emergencies impacting evacuation traffic</li> <li>○ Major evacuation traffic disruptions</li> </ul> </li> <li>• RSF status of air, maritime, land, and rail transportation systems, closed ports, airports reporting major delays, railroad systems, and public transit systems</li> <li>• Status of transportation infrastructure in neighboring jurisdictions/states</li> </ul>
<b>ESF #2 – Communications</b>
<ul style="list-style-type: none"> <li>• Status and availability of State and local communications resources, the availability of television and radio stations of the National Public Warning System / Emergency Alert System (NPWS/EAS) and operational Alert Authorities of the Integrated Public Alert and Warning System (IPAWS) in the affected jurisdictions.</li> <li>• Status of the basic public safety communications infrastructure and commercial telecommunications infrastructure in affected jurisdiction(s)</li> </ul>
<b>ESF #3 – Public Works and Engineering</b>
<ul style="list-style-type: none"> <li>• Significant infrastructure damage that impacts evacuations</li> <li>• Status of emergency power to support critical infrastructure and assets, patient evacuation points, and shelters that are supporting life-maintaining and lifesaving medical activities</li> </ul>
<b>ESF #4 – Firefighting</b>
<ul style="list-style-type: none"> <li>• Consistent with the Response FIOP</li> </ul>
<b>ESF#5 – Information and Planning</b>
<ul style="list-style-type: none"> <li>• Status of evacuee operations by ground, air, and maritime transportation modes</li> <li>• Status and effectiveness of CAP forecasts</li> <li>• Status of CAP to drive decision makers</li> <li>• Geospatial and remote sensing capabilities for mapping evacuation routes, shelters, medical facilities</li> </ul>
<b>ESF #6 – Mass Care, Emergency Assistance, Temporary Housing, and Human Services</b>
<ul style="list-style-type: none"> <li>• Status or availability of life-sustaining supplies needed for emergency distribution, feeding, sheltering, durable medical equipment, and medical supplies</li> <li>• Reunification services</li> </ul>

<b>EIIs for ESFs and RSFs</b>
<ul style="list-style-type: none"> <li>• Capacity for feeding</li> <li>• Key services required in receiving shelters or evacuation centers</li> <li>• Capacity for sheltering household pets, service and assistance animals near shelters, or for a sheltering service for animals belonging to shelterees.</li> </ul>
<b>ESF #7 – Logistics</b>
<ul style="list-style-type: none"> <li>• Status of the logistical supply chain to evacuation specific locations (e.g., reception centers, pick up points, feeding and hydration stations)</li> </ul>
<b>ESF#8 – Public Health and Medical Services</b>
<ul style="list-style-type: none"> <li>• Name, location, date, and total number of patients evacuated from medical facilities or location points for ground transportation-assisted evacuation (e.g., ambulance)</li> <li>• Location of airports where patients will be received for transport and location of airports that will receive evacuated patients (i.e., aerial ports of embarkation and debarkation)</li> <li>• Information regarding current communicable diseases that could affect shelters or proximity gathering areas</li> <li>• Number of patient evacuations and patient status category (e.g., critical care/intensive care patient)</li> <li>• Expected number of patients and type to be evacuated (e.g., litter, ambulatory, pediatric)</li> <li>• Plans for patients at healthcare facilities to shelter-in-place and/or requirements for the evacuation of healthcare facilities</li> <li>• Ratios of patient evacuees to medical providers to ensure adequate support (e.g., number of medical staff or number of physicians/nurses per 100 patients)</li> <li>• Expected surge impact on public health, health systems, and social services resources in host-jurisdictions</li> <li>• Host-jurisdiction capability and capacity by facility</li> <li>• Status of healthcare and public health workers remaining in area and/or able to travel to work within health facilities</li> <li>• Number and operational capabilities of pre-hospital, inpatient, outpatient and home community-based healthcare services to support healthcare dependent populations (e.g. hospitals, long-term care, dialysis facilities within the evacuation area</li> <li>• Number of at-home patients and of these, the number of at-home patients requiring electrical equipment and/or oxygen</li> </ul>
<b>ESF #9 – Search and Rescue</b>
<ul style="list-style-type: none"> <li>• Status of evacuation related search and rescue (SAR) activities</li> </ul>
<b>ESF #10 – Oil and Hazardous Materials Response</b>
<ul style="list-style-type: none"> <li>• Status of HAZMAT response capability</li> <li>• Status of the response to actual or potential oil and hazardous materials incidents affecting the evacuee population</li> <li>• Status of any actions to stabilize the release and prevent the spread of contamination that may affect the evacuee population</li> <li>• Status of any environmental cleanup actions or the decontamination of buildings and structures, transportation infrastructure, or routes that would enable re-entry of the affected population</li> </ul>

**ESF #11 – Agriculture and Natural Resources**

- Status of whole community efforts to support animal evacuations
- Number and type of household pets, service and assistance animals
- Facilities for sheltering animals, including household pets and service and assistance animals

**ESF #12 – Energy**

- Infrastructure status, as applicable, to include refineries offline, impacts to pumping stations, natural gas and petroleum pipelines, platform status and evacuations, shut in production numbers, and potential impacts to coal transport
- Status of power restoration to critical infrastructure and patient evacuation points to support lifesaving and life-sustaining medical activities

**ESF #13 – Public Safety and Security**

- Status of federal support to state and local law enforcement regarding management of persons with restricted freedoms
- Status of the execution of plans to evacuate and secure correctional facilities
- Status of local police forces remaining in the area who are able to travel/work in their normal or alternate law enforcement facility

**ESF#14 – Cross Sector Business and Infrastructure**

- Status of water, power, and telecommunications infrastructure along evacuation routes, destination, and areas where shelter-in-place is ordered.

**ESF #15 – External Affairs**

- Status of unified, accessible evacuation messaging to the public
- Availability and capability of IPAWS Alert Authorities to disseminate response-related public messaging - such as lifesaving, life-safety, and key public health messages – to reach impacted populations and diverse audiences, including individuals with disabilities and limited English proficiency, ensuring key Response and Recovery information is accessible to the whole community




**Table 8: Recovery Outcome EEI**


Recovery Support Functions (RSF)s Recovery Outcome EEIs
<b>RSF – Community Planning and Capacity Building</b>
<ul style="list-style-type: none"> <li>• Status of schools that have opened/remain closed</li> <li>• Status of restaurants and food sources that have opened/remain closed</li> <li>• Status of libraries that have opened/remain closed</li> <li>• Status of volunteer agencies and nongovernmental organizations that are supporting recovery</li> </ul>
<b>RSF – Economic</b>
<ul style="list-style-type: none"> <li>• Status of businesses that have opened/remain closed</li> </ul>
<b>RSF – Health and Social Services</b>
<ul style="list-style-type: none"> <li>• Status of healthcare workers remaining in area and/or able to travel to work within health facilities</li> <li>• Status on the number of health facilities that have come back online</li> </ul>
<b>RSF – Housing</b>
<ul style="list-style-type: none"> <li>• Status on the number of required housing units</li> </ul>
<b>RSF – Infrastructure Systems</b>
<ul style="list-style-type: none"> <li>• Status of electric power plants that have come online</li> <li>• Status of cell towers that have come online</li> <li>• Status of fuel stations that have come online</li> <li>• Status of transportation capabilities opened/remain closed</li> </ul>
<b>RSF – Natural and Cultural Resources</b>
<ul style="list-style-type: none"> <li>• Status of parks that have opened/remain closed</li> </ul>

### Stabilization Targets

Objectives clarify what must be accomplished by emphasizing desired end-states. Progress towards achieving outcomes is measured by stabilization targets for each lifeline and its accompanying components. Stabilization targets for each lifeline are developed collaboratively with key stakeholders including local, state, and federal stakeholders. Stabilization targets should reflect goals defined in deliberate planning and should be validated and refined throughout the incident. Table 9 lists example stabilization targets for each lifeline that may have an impact on evacuation operations. Stabilization targets must be validated and adapted by federal, state, tribal, territorial, and local partners during initial operational periods and refined over the response.

**Table 9: Stabilization Targets**

Lifelines	Components	Evacuation Stabilization Targets (Examples)
	Community Safety/Evacuation	CTN population, their pets, service and assistance animals have been evacuated to shelters
	Search and Rescue	Sufficient search and rescue assets are on-scene to assist all survivors
	Law Enforcement/Security	Threats to life safety are no longer a concern for all response personnel and impacted communities
	Fire Service	Sufficient fire resources are available to support fire suppression efforts

 <p style="text-align: center;">Food, Water, Sheltering</p>	Shelter	Sheltering, including reception, capacity, accessibility and wrap-around services, is supporting the displaced population
	Food	Reunification services have been established
	Water	All survivors, their pets, and service animals have access to food, water and sanitation
 <p style="text-align: center;">Health and Medical</p>	Public Health	Public health services are accessible to all survivors
	Fatality Management	Sufficient temporary fatality management support is in place to meet processing demand
	Medical Care	All evacuees, their pets, and service animals in shelters have access to required medical and veterinary care
	Medical Supply Chain	Medical supply chain capable of adequately resupplying medical care providers
	Patient Movement	Emergency medical systems are capable of managing patient movement requirement
 <p style="text-align: center;">Energy (Power &amp; Fuel)</p>	Fuel	Fuel distribution is available for responders
		Sufficient fuel distribution is available for evacuees, including to support individuals dependent on power for life-sustaining medical care
	Power	Generators are providing temporary emergency power at critical facilities necessary to stabilize other lifelines
 <p style="text-align: center;">Communications</p>	Infrastructure	Land mobile radio communications network is operational
	Alerts, Warnings, and Messages	Access to IPAWS Wireless Emergency Alerts (WEA), Emergency Alert System (EAS), NOAA Weather Radio (NWR), and other local alert and warning capabilities (depending on SLTT capacity).
	911 and Dispatch	Public safety answering points are available to the public
	Responder Communications	Survivors have access to commercial communications infrastructure to contact or be contacted by emergency services
	Finance	Survivors have access to financial services
 <p style="text-align: center;">Transportation</p>	Highway/Roadway/Motor Vehicle Mass Transit Railway Aviation Maritime	Multimodal routes (air, rail, road, port) are clear of debris and accessible by normal or alternate means
 <p style="text-align: center;">Hazardous Material</p>	Facilities	Evacuation routes are free from any hazardous pollutants
	Hazardous Material, Pollutants, Contaminants	All contaminated areas are identified and secure

## Integrating Lifelines and Recovery Driven Outcomes

Although recovery operations often begin concurrently with response operations, they are secondary to lifeline stabilizing response activities due to the risk posed by failure to succeed in response operations. Communities and survivors focus first on immediate needs and next on long-term recovery outcomes. Once lifelines are stabilized and re-established, the focus shifts and expands to the achievement of recovery outcomes. Following a disaster these broad outcomes should be used as the foundation for developing disaster specific SLTT recovery outcomes to guide federal support actions:

**Table 10: Recovery Outcomes Supporting Evacuee Re-Entry/Re-Occupancy**

Recovery Capability	Recovery Outcome
Community Planning and Capacity Building	Resilient recovery of SLTT communities
Economic	Sustainable, diversified and resilient economy
Health and Social Services	Sustainable and resilient health, education and social service systems
Housing	Adequate, resilient, and affordable housing
Infrastructure Systems	Restored, modernized, hardened and resilient systems
Natural and Cultural Resources	Restored, preserved, risk-resistant and resilient

## Lines of Effort (LOE)s

LOEs are the incident-specific mission sets required to stabilize the impacted lifelines and achieve recovery outcomes. Identifying the required LOEs enables the Federal Government to link multiple tasks, develop a cohesive strategy across all required ESFs and RSFs to mobilize, employ, and demobilize resources applicable to the mission. LOEs help incident personnel at all levels to visualize how federal interagency capabilities can support SLTT governments to achieve lifeline stabilization targets and recovery outcomes by clearly articulating and communicating the strategy to provide federal support.

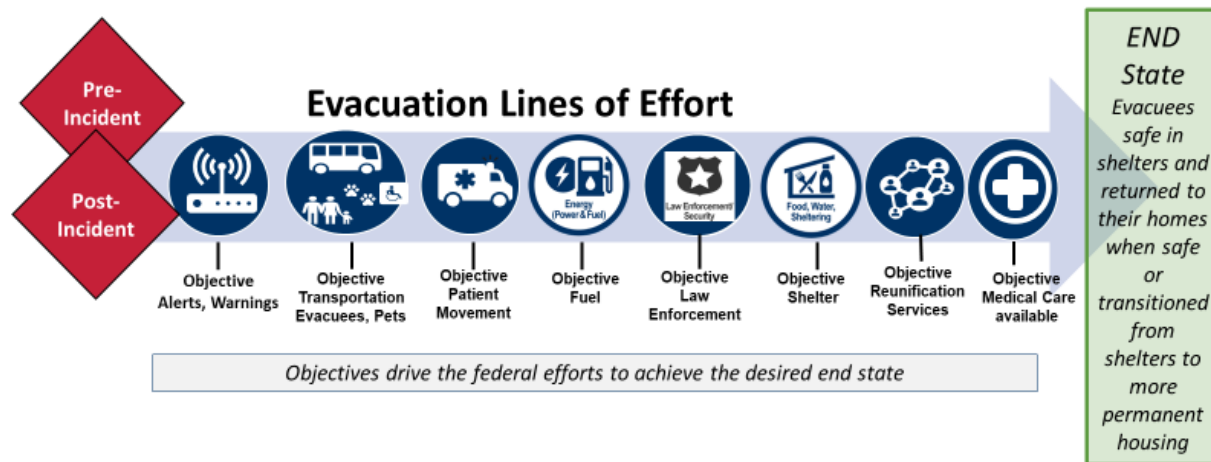


Figure 5: Evacuation Lines of Effort

## Administration, Resources, and Funding

### Administration

Federal agencies are responsible for managing financial activities during all operational phases and across all mission areas within their established processes and resources. The Financial Management Support Annex to the National Response Framework (NRF) provides basic financial management guidance for all federal agencies that provide support for incidents that require a coordinated federal response.

### Resources

Federal agencies will provide available personnel to support operations under this annex. Support will be provided on a fully reimbursable basis in accordance with the Stafford Act. Each federal agency possesses policies for personnel augmentation related to its authorities, policies, memorandums of understanding (MOUs), and mutual aid agreements. Federal agencies must ensure that employees engaged in incident response activities are able to perform IAW operations requirements. FEMA will provide just-in-time training to personnel for activities the personnel of supporting Dept/Agencies are not familiar or trained (e.g., evacuation marshalling center for general population evacuees). [See Appendix 1 for a list of Federal Evacuation Resources]

### Funding

The funding Authorities specifically applicable to this annex include those in *Appendix 8: Authorities and Guidance*. These authorities are consistent with those outlined within the Response and Recovery Federal Interagency Operational Plans (FIOPs). Nothing in this annex alters or impedes the ability of federal agencies to carry out their respective authorities and associated responsibilities under law. This annex does not create new authorities nor change existing ones.

## Oversight, Coordinating Instructions, and Communications

### Oversight

FEMA is the executive agent for this annex and responsible for its management and maintenance. This annex is updated periodically, as required, to incorporate new presidential directives, legislative changes, and procedural changes based on lessons learned from exercises and actual incidents.

### Coordinating Instructions

The ESFs provide the structure for coordinating Federal interagency support for a Federal response to an incident. They are mechanisms for grouping functions most frequently used to provide Federal support to States and Federal-to-Federal support, both for declared disasters and emergencies under the Stafford Act and for non-Stafford Act incidents. For a list of Federal support for evacuation, see *Table 4 Types of Federal Support*.

### Communications (Telecommunications & Operational)

The operational requirements and priorities for emergency communications support for a large-scale incident risk is outlined in each Region’s Annex K of the All Hazards Plan. The purpose of Annex K is to assist, in coordination with SLTT governments, with restoration and enhancement of conventional communications needed to support a whole community response effort.

**Table 11: Communications Objectives/End State/Lifeline Components**

Intermediate Objectives				End State
Access industry partner needs	Stage support assets prior to incident if possible	Provide technical or operational support for stabilized commercial communications.	Recover resources and demobilize.	Adequate commercial communications are available for the public to access emergency services, receive alert and warning messaging, and have reasonable access to financial services.
Communications Lifeline Components				
<b>Infrastructure</b> <ul style="list-style-type: none"> <li>Wireless</li> <li>Landlines</li> <li>Cable/Internet</li> <li>Radio</li> <li>Satellite</li> <li>Data Centers</li> </ul>	<b>Alerts, Warning, and Messages</b> <ul style="list-style-type: none"> <li>Local Alert</li> <li>Access to IPAWS (WEA, EAS, NWR)</li> <li>NAWAS Terminals</li> </ul>		<b>Responder Communications</b> <ul style="list-style-type: none"> <li>LMR Networks</li> <li>FirstNet</li> </ul>	
	<b>911 and Dispatch</b> <ul style="list-style-type: none"> <li>Public Safety Answering Points</li> </ul>		<b>Finance</b> <ul style="list-style-type: none"> <li>Banking Services</li> <li>Electronic Payment Processing</li> </ul>	

## Appendix 1: Federal Evacuation Resources

Federal evacuation support resources are composed of tracking and manifest systems, alert, warning, and notification systems, reunification systems, evacuation support contracts, decision support tools, and personnel.

### Tracking and Manifest Systems

Tracking and manifest systems help responders coordinate the movement of evacuees, their household pets, service and assistance animals, and their belongings throughout evacuation and re-entry operations. Most of the tracking systems listed below do not interface with state tracking and manifest systems.

**Table 12: Federal Tracking and Manifest Systems**

Federal Tracking and Manifest Systems
<p><b>National Mass Evacuation Tracking System (NMETS) (FEMA):</b> Tracks movement of evacuees and family group members, their household pets or service and assistance animals, luggage, durable medical equipment, and essential belongings. NMETS can operate independently as either paper based or using advanced technology, or a combination of the two to support multi-state, state-managed or local-level evacuation operations. Acquired information may be used to create transportation manifests, determine sheltering requirements, and inform operational decision making regarding the allocation of emergency resources. The software and basic training are provided at no cost to states.</p>
<p><b>Joint Patient Assessment and Tracking System (JPATS) (HHS):</b> Tracks patients moved by the National Disaster Medical System (NDMS) from the point of entry into the patient movement system, to the NDMS health facility, and back to their originating location or destination. JPATS is utilized by NDMS and other HHS teams for tracking; however, HHS can also provide this tool at no cost to states.</p>
<p><b>Emergency Tracking and Accountability System ((DOD, National Guard):</b> Captures the names and other available identification information of patients as they proceed through the triage process conducted by the National Guard and/or the Chemical, Biological, Radiological, and Nuclear (CBRN) Response Enterprise.</p>
<p><b>Integrated Data Environment (IDE)/Global Transportation Network (GTN) Convergence (IGC) (DOD):</b> The Air Mobility Command’s aerial port operations and post management information is designed to support automated cargo; passenger processing when DOD military airframes or DOD-contracted commercial airlines transport evacuees; reporting of in-transit visibility data to the Global Transportation Network; and billing to Air Mobility Command’s Financial Management Directorate.</p>
<p><b>TRANSCOM Regulating and Command and Control Evacuation Systems (TRAC2ES) (DOD):</b> Automated information system that combines transportation, logistics, and clinical decision elements into a seamless patient movement automated information system. It is capable of visualizing, assessing, and prioritizing DOD patient movement requirements, assigning resources, and distributing relevant data to deliver patients evacuated by DOD efficiently. The system automates the processes of medical regulation (assignment of patients to suitable medical treatment facilities) and aeromedical evacuation during peace, war, and contingency operations.</p>



## Alert, Warning and Notification Systems

During an emergency, alert, warning and notification systems are essential in providing the public with critical life-saving information. Emergency messaging can address the general public, including individuals with disabilities and access and functional needs as well as people with limited English proficiency, with evacuation information.

During the three 2017 hurricanes, the National Weather Service, State, and local authorities sent nearly 700 alerts using FEMA’s integrated Public Alert and Warning System (IPAWS). Several counties effectively used IPAWS and local warning systems to issue alerts and warnings to mitigate fire-related deaths. During the 2018 wildfires, five local authorities used FEMA’s IPAWS to issues multiple Wireless Emergency Alerts (WEA) and Emergency Alert System (EAS) alerts. A WEA was sent out by the CA Governor’s Office of Emergency Services to alert people of an anticipated fire danger overnight urging citizens to be cognizant and attentive to instructions from local authorities.



**Table 13: Alert, Warning and Notifications**

Alert, Warning and Notification Systems
<p><b>Integrated Public Alert and Warning System (IPAWS)(FEMA):</b> Allows an authorized alerting authority to send a message that is disseminated simultaneously through multiple communications methods and devices to reach as many people as possible to save lives and protect property. It allows the President and/or delegated officials to address the American people during all emergency or disaster circumstances. These messages address the general public, including individuals with disabilities, access and functional needs, and people with limited English proficiency. The Wireless Emergency Alert (WEA) component of IPAWS provides an interface to participating mobile service providers for the delivery of alert information to individual mobile devices located within a geographically targeted affected area.</p>
<p><b>National Warning System (NAWAS) FEMA):</b> A 24-hour continuous private line telephone system used to convey warnings to Federal and SLTT government and public safety officials.</p>

## Reunification Systems

A reunification system is used to help reunite adults, children, and household pets, service, and assistance animals and to help displaced survivors establish contact with family, friends, legal guardians, and colleagues. FEMA has the statutory requirement to facilitate the reunification of unaccompanied minors with their custodial parents/legal guardians during declared emergencies and provides support to the voluntary reunification of adults with their families.

**Table 14: National Reunification Systems**

National Reunification Systems
<p><b>Unaccompanied Minors Registry</b> (<i>National Center for Missing and Exploited Children</i>): Service that allows the public to report information related to children 18 and under who are separated from their parents, legal guardians, or other relatives because of a disaster. Provides a place for emergency management agencies, law enforcement, shelter staff, hospital employees, schools, childcare institutions, and other organizations to report minors in their care during disasters. With a Presidential declared disaster, the National Center for Missing and Exploited Children can also activate their call center to assist in the location of children and the reunification of</p>

### National Reunification Systems

families resulting from the disaster or subsequent evacuations. The National Mass Evacuation Tracking System (referenced above) includes some elements of the Unaccompanied Minors Registry, allowing for the intake of information about children who have been separated from their parents/legal guardians. [www.missingkids.com](http://www.missingkids.com)

### National Evacuation Contracts

FEMA maintains four evacuation-specific contractual agreements with private sector vendors for the provision of transportation resources and operational planning support capabilities. Each evacuation contract may provide varying degrees of support; however, transportation assets will only be provided through the National Medical Transport and Support Contract or the Air Transportation Support Services Contract. A cost share to the SLTT may be associated with an activation of the National Evacuation Contracts.

**Table 15: National Evacuation Contracts**

National Evacuation Contracts
<p><b>National Medical Transport and Support Contract</b> (<i>FEMA</i>) aka NEMS Contract: Activated to evacuate patients and individuals who need assistance evacuating from an area at significant risk or to provide pre-hospital care and patient transport services in a region that has been affected by a disaster.</p>
<p><b>General Population Evacuation Planning and Operational Support Contract</b> (<i>FEMA</i>): Provides evacuation planning and operational support to facilitate the use of motor coaches to evacuate the general population in response to presidentially declared emergencies and major disasters. Place of performance includes United States, its territories, and possessions. This contract provides generalized non-medical evacuation planning for a large-scale motor coach evacuation operation and disaster-specific non-medical evacuation planning and operational support to facilitate the motor coach evacuation of critical transportation needs (CTN) general population evacuees. <b>This contract does not provide motor coaches</b>, but instead provides support to motor coach operations. Arrangement for the motor coaches remain a responsibility of state and local emergency management. This contract includes or may provide:</p> <ul style="list-style-type: none"> <li>• Activation of central dispatch operations – command and control;</li> <li>• Crisis action planning if no state plans exist;</li> <li>• Contractor evacuation liaison/subject matter expert (SME) support at all key motor coach operational sites; and</li> <li>• Fleet management coordination – deployment of management staff to motor coach operations sites; Establishing/operating Vehicle Staging Areas and Vehicle Refresh Points.</li> </ul>
<p><b>Air Transportation Support Services Contract</b> (<i>FEMA</i>): Through the Air Transportation Support Services Contract, FEMA has contracted to provide additional operational flexibility for the safe and efficient transport of people, teams, equipment, and assets in response to declared or undeclared emergencies within the United States, its territories, and possessions. This contract includes or may provide:</p> <ul style="list-style-type: none"> <li>• Passenger manifesting holding;</li> <li>• All aviation ground support equipment (e.g., tugs, baggage carts), services, and personnel;</li> <li>• Baggage loading;</li> <li>• Aviation expertise, liaison, and staff support, and</li> <li>• Aviation SMEs with contingency and emergency airfield operations experience;</li> <li>• Airfield site services</li> </ul>

### National Evacuation Contracts


**Air Evacuation Aviation Ground Support Contract (FEMA):** Supports the ability to rapidly obtain aviation ground support services at U.S. airports. Contract support includes passenger services for up to 20,000 non-medical CTN evacuees, including individuals with disabilities and others with access and functional needs, for a large-scale air evacuation at airfields that have undergone the pre-planning component and/or crisis action or adaptive operational planning for airfields that do not have an evacuation plan. Place of performance includes United States, its territories, and possessions. This contract includes or may provide:

- Passenger manifesting/holding;
- All aviation ground support equipment (e.g., tugs, baggage carts), services, and personnel;
- Baggage loading;
- Aviation expertise, liaison, and staff support; and
- Aviation SMEs with contingency and emergency airfield operations experience.

### Decision Support Tools

Various decision support tools may be employed to support evacuation planning and operations, including those in the table below.

**Table 16: Federal Decision Support Tools**

Federal Decision Support Tools	
<p><b>HURREVAC</b> (FEMA, U.S. Army Corps of Engineers, National Oceanic and Atmospheric Administration [NOAA]): HURREVAC (short for Hurricane Evacuation) is a storm tracking and decision support tool of the National Hurricane Program, administered by FEMA, the United States Army Corps of Engineers (USACE), and the NOAA National Hurricane Center. The program combines live feeds of tropical cyclone forecast information with data from various state Hurricane Evacuation Studies to assist the local emergency manager in determining the most prudent evacuation decision time and the potential for significant storm effects, such as wind and storm surge. <a href="http://www.hurrevac.com/hes.htm">http://www.hurrevac.com/hes.htm</a></p>	
<p>Many Emergency Operations Centers use HURREVAC as a situational awareness and briefing tool.</p>	
<p><b>National Disaster Medical System Bed Availability Report:</b> Over 1,800 civilian hospitals in the United States are voluntary members of the NDMS, providing approximately 100,000 hospital beds to support NDMS operations in an emergency. When a civilian or military crisis requires the activation of the NDMS, participating hospitals communicate their available bed types and numbers to the U.S. Transportation Command, Command Surgeon's Office, so that patients can be distributed to several hospitals without overwhelming any one facility. Participating hospitals report the current number of available beds (within 4 hours) and the maximum number of beds, by category—Burn, Critical Care, Medical/Surgical, Negative Pressure Isolation, Pediatric Intensive Care, Pediatric, and Psychiatric—that could be made available within 24 to 72 hours. <a href="https://www.phe.gov">https://www.phe.gov</a></p>	

**Federal Decision Support Tools**

**TRANSCOM Regulating, Command, and Control Evacuation Systems (DOD):** Automated information system that combines transportation, logistics, and clinical decision elements into a seamless patient movement automated information system. It is capable of visualizing, assessing, and prioritizing DOD patient movement requirements, assigning resources, and distributing relevant data to deliver patients evacuated by DOD efficiently. The system automates the processes of medical regulation (assignment of patients to suitable medical treatment facilities) and aeromedical evacuation during peace, war, and contingency operations.

<https://www.ustranscom.mil/>

**Transportation Analysis and Simulation System (TRANSIMS) (U.S. Department of Transportation, U.S. Department of Energy, and U.S. Environmental Protection Agency):** TRANSIMS provides travel modeling procedures designed to meet state department of transportation and metropolitan planning organization needs for more accurate and more sensitive travel forecasts for transportation planning and emissions analysis. The system provides detailed data on travel, congestion, and emissions, information that is increasingly important to investment decisions and policy setting. Since the system simulates and tracks travel by individuals, the benefits to and impacts on different geographies and travel markets can be evaluated as well. The system also has the capability to evaluate highly congested scenarios and operational changes on highways and transit systems.

**Nuclear Evacuation Analysis Code (Department of Energy):** Developed by Sandia National Laboratories to support the analysis of shelter-evacuate strategies following an urban nuclear detonation. This tool can model a range of behaviors, including complex evacuation timing and path selection, as well as various sheltering or mixed evacuation and sheltering strategies. The calculations are based on externally generated, high-resolution fallout deposition and plume data. Scenario setup and calculation outputs make extensive use of graphics and interactive features. This software is designed primarily to produce quantitative evaluations of nuclear detonation response options. However, the outputs have also proven useful in the communication of technical insights concerning shelter-evacuate tradeoffs to urban planning or response personnel.

**Real-time Evacuation Planning Model:** Originally developed for the DHS Science and Technology Directorate, the Real Time Evacuation Planning Model is a free, hands-on evacuation-planning tool that was designed to help municipal and regional planners understand and prepare for emergencies. The Real Time Evacuation Planning Model estimates the time required for evacuating vehicles to clear a user-defined area for a variety of evacuation scenarios. The number and speed of evacuating vehicles are determined by user-assigned or modified variables, such as the time of day when an evacuation starts, evacuation rate, the population’s participation rate, and the number of people per vehicle, using parameters provided within the model.

**Geocentric Environment for Analysis and Reasoning<sup>15</sup>(USACE):** A software suite used to simplify the analysis/decision-making process by bringing spatial data and decision analysis into one place. Gears™ spatially and temporally enables decision analysis, providing users with a robust suite of capabilities to efficiently and intuitively assess, analyze, and compare alternative outcomes. Gears™ provides decision, planning, and real-time support for a broad spectrum of mission areas and specific user cases, to include humanitarian assistance and disaster response efforts, medical communities, tactical situational awareness, operational level planning, environmental analyses, socio-cultural influences, and resilience and vulnerability analyses.

[www.erd.usace.army.mil/Locations/GRL.aspx](http://www.erd.usace.army.mil/Locations/GRL.aspx)

<sup>15</sup> Gears™ is a registered trademark of Reinventing Geospatial, Inc. provided under contract to USACE.

**Federal Decision Support Tools**

**HHS emPOWER Map and Representational State Transfer (REST) Service:** Developed by the U.S. Department of Health and Human Services Office of the Assistant Secretary for Preparedness and Response and Centers for Medicare and Medicaid Services to provide a free, monthly updated, publicly available tool and service that provides the total number of Medicare beneficiaries, down to the zip code, that live independently in a community and have a claim for 14 types of electricity-dependent durable medical equipment and devices that include: ventilator, BiPAP, oxygen concentrator, enteral feeding machine, intravenous (IV) infusion pump, suction pump, at-home dialysis machine, left ventricular assistive device (LVAD), right ventricular assistive device (RVAD), bi-ventricular assistive device (BIVAD), and total artificial heart (TAH), electric wheelchair, electric scooter, and electric bed equipment. <https://empowermap.hhs.gov>

**Response Decision Support Matrix:** An analysis developed in the Planning Division and NRCC/PSS to support Leadership decision making for pre-event and no-notice events by providing an analysis of impacts and possible/probable cascading effects. Vital to the analysis, in support of senior leadership decision making, is a timeline that lists essential tasks to be performed within the timeline.

**Prioritizing Operations Support Tool (POST):** Post is a method for prioritizing collection of imagery during disaster response. The tool, currently available as an *ArcGIS Pro Toolbox*, was designed to help FEMA and the disaster response community prioritize response operations during disasters with a focus on collection of satellite imagery. The POST can be implemented across the wider disaster response community, i.e., search and rescue, logistics, planning, etc. Currently, POST relies on three main data resources to determine priorities: 1) HAZARD DATA: Hazard extent, flood depth grids, wind speed etc., 2) STRUCTURAL DATA: Residential parcels (point on structure), 3) POPULATION VULNERABILITY DATA: 13 population vulnerability criteria derived from ACS Census data. <https://gis-fema.hub.arcgis.com/>

**FEMA Authoritative Disaster Journals** – FEMA’s Disaster Journals are meant to offer a broad situational overview during a disaster and be a collection of applications and data specific to that disaster.

- Earthquake Incident Journal - provides relevant spatial decision-making support for FEMA leadership and a view into federal information available to the general public. This journal displays data from the US Geological Survey (USGS). This website is a part of the FEMA GeoPlatform.
- Flood Incident Journal - provides relevant spatial decision-making support for FEMA leadership and a view into federal information available to the general public. This website is a part of the FEMA GeoPlatform.
- Hurricane Journal - Surge analysis will update if greater than 10% chance of 5' or more of Surge Inundation. Wind analysis will update if greater than 50% chance of hurricane force winds (64 knot, 74 mph) over land. Based on NOAA’s latest advisory.
- Tornado Incident Journal - This journal displays data from the National Oceanic and Atmospheric Administration's Storm Prediction Center (NOAA SPC). This website is a part of the FEMA GeoPlatform.
- Wildfire Incident Journal - This journal displays data from U.S. Geological Survey's Geospatial Multi-Agency Coordination Wildland Fire Support website (GeoMAC). <https://gis-fema.hub.arcgis.com/>

**Federal Decision Support Tools**

**FEMA’s Authoritative Lifeline Dashboards –**

- Communication Lifeline Dashboard - FCC's Disaster Information Reporting System (DIRS) data is used to visualize and report cell tower outages, Public Safety Access Points (PSAP), AM transmission towers, and Microwave Service Towers aggregated to the county level.
- Energy Lifeline Dashboard (Internal Dashboard (Internal Geoportal) - Energy Lifeline Dashboard for Power & Fuel. Must be on the FEMA internal network in order to view this dashboard.
- Hazard & Waste Lifeline Dashboard - Datasets from EPA's Facility Registry System (FRS), Superfund Sites, Nuclear facilities, Solid Waste Landfills, and Biological Processing Facilities. Hazardous Material Routes, petroleum ports, and gas pipelines are also included.
- Health and Medical Lifeline Dashboard – All aspects of medical services required during a disaster, including survivor medical care, public health, and the medical industry. HHS's emPOWER Program supplies electricity-dependent medical equipment data, Rx Open live open pharmacy data.
- Transportation Lifeline Dashboard: Waze (Internal) - WAZE's Connected Citizens Program (CCP) Live Alerts Layer, as well as HERE's traffic service, through ESRI's World Traffic Service. This information is updated every 30 minutes. <https://gis-fema.hub.arcgis.com/>

**Personnel**

**Evacuation Liaison Team** (*U.S. Department of Transportation*): The Evacuation Liaison Team is a non-deployable team that supports regional hurricane response efforts by facilitating the rapid, efficient, and safe evacuation of threatened populations.

**Table 17: Additional Federal Evacuation Support Resources**

Agency	Federal Evacuation Support Resources
U.S. Department of Transportation (DOT)	DOT maintains the ability to procure mass transit buses in support of evacuation operations.
Federal Aviation Administration (FAA)	The FAA provides aviation expertise and operational support through the DOT ESF #1 function at the national, Regional, and local levels. This support includes: Establishing and managing temporary flight restrictions over disaster areas, enabling evacuation and other relief aircraft to carry out their missions more safely, flexibly, and rapidly; Revising aircrew rest requirements for operators conducting critical relief missions; Quickly restoring air navigation services, facilities, and systems that may be damaged or otherwise disrupted in the disaster area to ensure that services needed for evacuation flights and other relief missions are given priority; and Establishing operational cells at FAA facilities that directly support evacuation and other operational disaster response.
Federal Highway Administration (FHWA)	While the FHWA does not have regulatory authority to direct movement on highways, the FHWA may provide technical support to state officials for highway evacuation operations in a catastrophic event where federal agencies are working with state authorities.
Federal Transit Administration (FTA)	The FTA has the authority to regulate transit operations when needed for national defense or in the event of a national or regional emergency or for purposes of establishing and enforcing a program to improve the safety of U.S. public transportation systems. The FTA may not regulate the rates, fares, tolls, rentals, or other charges prescribed by any provider of public transportation.



Agency	Federal Evacuation Support Resources
Federal Railroad Administration (FRA)	The FRA may stop or limit rail service, including freight and passenger service and some commuter rail service, to abate unsafe conditions. This authority applies to all railroad service that is connected to the general freight and passenger rail system. This authority does not extend to rail rapid transit systems that are not part of the general railroad system.

### Non-Evacuation-Specific Resources

During notice and no-notice incidents, the following non-evacuation-specific resources are to be employed for evacuation purposes if needed and available:

**Table 18: Non-Evacuation-Specific Resources**

Resources	Purpose
Air transportation (e.g., commercial and military air carriers)	In the event of a large-scale evacuation, contracted methods of transportation (e.g., buses, ambulances) may become overwhelmed requiring additional transport means to quickly and safely evacuate a threatened population.
Ground transportation (e.g., cars, ambulances, accessible transport buses)	Non-traditional emergency transport vehicles, commercial and non-commercial, may be required to transport evacuees from an impacted area to a safe environment. Such vehicles may include school busses, taxis, ride sharing services, etc.
Ground transportation support services (e.g., fuel)	A consistent supply of fuel is vital along evacuation routes for evacuees and responders. Additional commercial fuel suppliers will be required to fill gaps in the fuel distribution process.
Maritime transportation (e.g., cruise ships, ferries)	During 911 response operations, tugboats and ferries were used to evacuate people from the impacted area.
National Disaster Medical System (NDMS)	When disaster strikes, people need health professionals they can count on to protect health and augment healthcare systems to stabilize patients and save lives. NDMS is called into action at the request of SLTT authorities or by other federal departments to provide patient care, patient movement, and definitive care; contribute veterinary services; furnish fatality management support; and more.
Integrated Public Alert and Warning System (IPAWS)	IPAWS can target specific geographic areas to aid in evacuation operations by rapidly transmitting to the public all-hazards alerts, warnings, and notifications.
Geographic information systems (e.g., GeoHealth Platform) HHS	The GeoHealth Platform was used during the 2018 Unaccompanied Children Reunification mission to integrate data from multiple Federal agencies, including the U.S. Immigration and Customs Enforcement (ICE) and HHS/Administration for Children & Families Office of Refugee Resettlement, with ADPR data on deployed personnel. The tool was used to create and share several mapping products for the event. In the event of a mass migration, especially as it pertains to migrant children, the product would be beneficial in tracking and assisting vulnerable populations.



## Appendix 2: Federal Evacuation Support and Coordination

### Options for evacuation support and coordination within the National Response Coordination Center (NRCC)

FEMA coordinates federal evacuation planning and preparedness efforts through a joint effort between FEMA’s Response and Recovery divisions. In the event that federal support to state and local evacuation operations is required, multiple options exist for coordinating federal evacuation support within the NRCC. The three proposed options include:

- Maintain the existing (standard) coordination structure.
- Establish a planning cell to support evacuation operations within the Planning Support Section (PSS).
- Establish an Evacuation Support Crisis Action Planning (CAP) Team

Consistent with the FEMA National Incident Support Manual (2013), the FEMA Administrator, or delegated official, will activate the NRCC to one of four activation levels<sup>16</sup> in response to a potential or actual incident. Each of the options can be implemented independently of the associated activation level if incident requirements dictate. The structure of the National Response Coordination Staff (NRCS) is such that it is able to expand and contract to meet the needs of the incident.

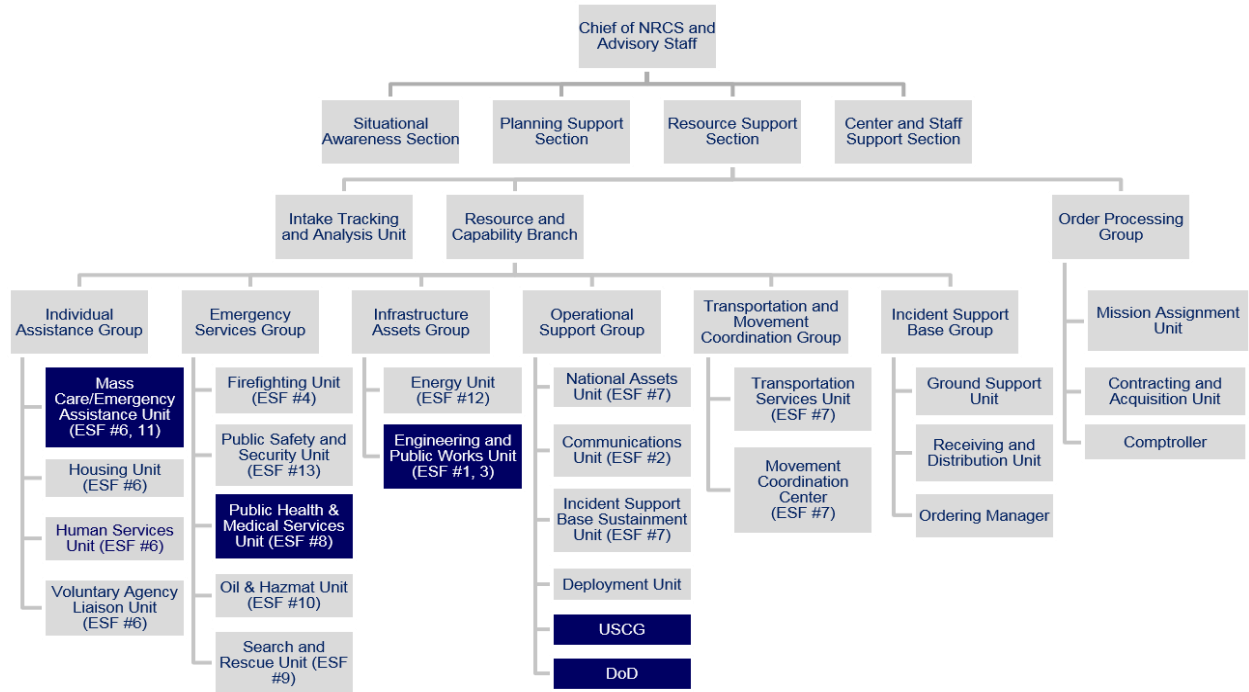
**Table 19: Federal Evacuation Support Coordination Options**

Standard NRCC Structure	Planning Cell to Support Evacuation Operations	Evacuation Support CAP Team
Level 3 or Level 2 Incidents Notice Incidents with minimal federal support	Level 2 or Level 1 Incidents Notice Incidents with Catastrophic Potential	Level 1 Incidents Catastrophic Notice and No-Notice Incidents

#### Maintain Existing (Standard) Coordination Structure – Level 3 or Level 2 Activation

A Level 3 or Level 2 activation of the NRCC may require subject matter expertise in federal evacuation support capabilities to address state requests. According to the National Incident Support Manual, federal evacuation support is addressed by three unit-level NRCC components. Under the existing structure of the NRCC, evacuation subject matter experts (SMEs) are accessed independently within these groups (Figure ).

<sup>16</sup> Enhanced Watch, Level 3, Level 2, and Level 1, *National Incident Support Manual, 2013*.



**Figure 6: NRCS Organization Chart highlighting integration of SMEs**  
[The depicted version is currently going through a revision]

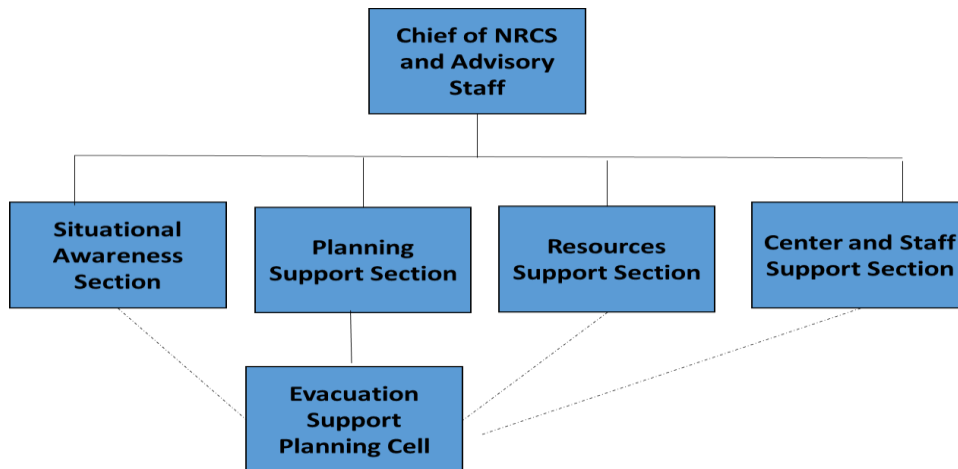
**Mass Care/Emergency Assistance Unit:** Ensures that appropriate mass care / emergency assistance services and resources—sheltering; feeding; distribution of emergency supplies; reunification services; and support to individuals with disabilities and others with access and functional needs, children, and animals, including household pets and service and assistance animals—are identified and available to support the incident.

**Public Health and Medical Services Unit:** Coordinates assistance for public health and medical surge requirements, including patient movement.

**Engineering and Public Works Unit:** Coordinates assistance for communities for debris removal to facilitate both entry of emergency workers as well as the evacuation and return of the public; also provides assistance for the restoration of public and private non-profit facilities.

**Establish a Planning Cell to Support Evacuation Operations – Level 2 or Level 1 Activation**

A Level 2 or Level 1 activation of the NRCC may require SMEs to provide evacuation-specific planning support and/or guidance for all levels of response/recovery operations. For notice incidents projected to have catastrophic impacts and/or that require a high level of direct federal assistance to state and local evacuation efforts, an Evacuation Support Planning Cell (Figure 8) can be established within the PSS of the NRCS. This planning cell will provide evacuation subject matter expertise for national-level incident support for both the current and future planning units.



**Figure 7: Planning Cell to Support Evacuation Operations**

The Evacuation Support Planning Cell is scalable and adaptable to the complexity of the incident and can fully or partially activate as the needs of the NRCS require. Serving as a planning support capability, the planning cell does not exercise command and control authority over incident management or support personnel, but instead serves in an advisory capacity. The planning cell will integrate into the existing coordination structure of the NRCS PSS. This planning cell will enable coordination between the unique aspects of evacuation operations and does not duplicate or replace the responsibilities of any Emergency Support Function (ESF) or Recovery Support Function (RSF).

Representing their agency, members of the Evacuation Support Planning Cell play an important role on the NRCS as evacuation support SMEs who address the Critical Information Requirements (CIRs), key issues, and challenges as outlined in this annex.

### **Evacuation Support CAP Team– Level 1 Activation**

A Level 1 activation of the NRCC with requirements to support a large-scale evacuation may require the establishment of an Evacuation Support CAP to serve as a national-level coordination mechanism for evacuation operations. Evacuation support operations, particularly for catastrophic no-notice events (e.g., earthquake, tsunami, and improvised nuclear device detonation) are expected to strain the existing structure of the NRCC staff. Due to the cross-functional nature of evacuation support operations, it is anticipated that significant additional federal agency liaisons, experts, and operators would be required to handle evacuation specific information, resource requests, and resource adjudication. Transportation resource adjudication occurs with the Interagency Transportation Board through the Movement Coordination Center (MCC) in the NRCC. The task could be modified as needed to address re-entry operations or the remnants of the CAP could be integrated into a Recovery and Housing CAP. A notional composition of the CAP within the NRCC is shown in Figure 9.

The Evacuation Support CAP is scalable, adaptable to the size of the incident, and able to fully or partially activate as the needs of the NRCC require. The CAP would augment the existing coordination structure of the NRCC. This CAP will coordinate the unique aspects of evacuation operations and does not duplicate or replace the responsibilities of any Emergency Support Function (ESF) or Recovery Support Function (RSF).

Representing their agency, members of the CAP play an important role within the NRCS as evacuation support SMEs who address the Critical Information Requirements (CIRs), key issues, and challenges outlined in this annex.

### Evacuation Crisis Action Planning Team

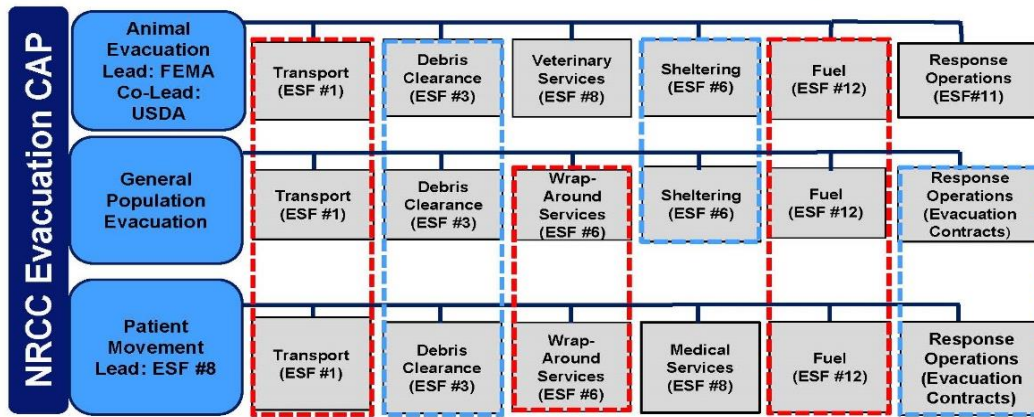


Figure 8: NRCC Evacuation Functions and CAP Team

### Anticipated Additional Evacuation Staffing Allocation

As with any activation staffing decision, it cannot be determined in advance precisely which agency capabilities or expertise will be required to support an incident. NRCS leadership will determine the level of activation and corresponding agency representation. Based on anticipated evacuation support requirements, the following federal agency capabilities are identified for possible inclusion within the Level 1 Evacuation Support CAP:

Table 20: Anticipated Additional Staffing

Anticipated Additional Evacuation Staffing Allocation	
U.S. Army Corps of Engineers (USACE)	U.S. Department of Homeland Security (DHS)
U.S. Department of Agriculture (USDA)	U.S. Department of the Interior (DOI)
U.S. Coast Guard (USCG)	U.S. Department of Justice (DOJ)
U.S. Department of Commerce (DOC)	U.S. Department of Transportation (DOT)
U.S. Department of Defense (DOD)	Federal Emergency Management Agency (FEMA)
U.S. Department of Energy (DOE)	General Services Administration (GSA)
U.S. Department of Health and Human Services (HHS)	

## Appendix 3: General Population Evacuation Support

This appendix outlines key concepts and best practices related to general population evacuation coordination, as well as federal capabilities and resources that may be utilized in support of state- and locally led general population evacuation efforts. This appendix applies to notice and no-notice incidents that pose a significant threat to the impacted population and includes all activities associated with general population evacuation, such as fuel, first aid, hygiene, and hydration/feeding support for self-evacuee and transportation-assisted evacuee populations, including their service and assistance animals along with repetitive public messaging, alerts, warnings, and notifications.

The majority of the affected population anticipated to evacuate falls into the general population category. The general population includes individuals of all ages, races, genders, cultures, and religions as well as those with limited-English proficiency, individuals with disabilities and others with access and functional needs—including those who under normal conditions require home or community-based services to obtain medical care or to have their healthcare needs met, and persons with restricted freedoms.

### Evacuation Facility Terms of Reference

**Embarkation Point/Site** (also Evacuation Point/Site/Center, Pick-up Point/Site, Assembly Point, Transportation Point): Intake, processing, and departure site designated for the movement of government transportation-assisted evacuees, their animals, including household pets and service and assistance animals, luggage, and any durable medical equipment. Embarkation modes of transportation include air, ground, and maritime. Government transportation-assisted evacuees may be registered, tracked, assessed for issues or needs, and placed on transport for evacuation to an Arrival Point.

**Debarkation Point/Site** (also Transfer Point, Reception Processing Site, Shelter): Site designated to receive transportation-assisted evacuees. Means of transportation may be by air, rail, bus, or maritime, as needed.

**Arrival Point:** Any facility or point of entry into a host-state/host-jurisdiction that assists evacuees. Arrival Points may include Transfer Points and Reception Processing Sites for transportation-assisted evacuees, Welcome Centers and Information Points for self-evacuees, and shelters and other congregate facilities.

**Transfer Point** (also Assembly and Transfer Center): If applicable, locations where transportation-assisted evacuees move from their initial evacuation modes of transportation onto other transportation modes to be transported to a Reception Processing Site or a shelter. Depending on drive times and/or distances, relief drivers and/or vehicles may be needed to comply with federal and/or state safety regulations.

**Reception Processing Site** (also Community Reception Center): An interim site along an evacuation route to provide mass care and other emergency services to evacuees arriving in a host location via government transportation. A Reception Processing Site may be located within an impact-jurisdiction (although outside the impact area) or in a host-jurisdiction. It is intended to provide life-sustaining services, such as feeding, hydration, basic medical support, and assignment and transportation to a shelter. Additional services may include disaster and local weather information, reunification, and crisis counseling. Temporary sleeping space may also be provided while needs are being evaluated or if the

arrival takes place late at night. Separate areas should be arranged for unaccompanied minors, for people without identification, and for individuals subject to judicial and/or administrative orders restricting their freedom of movement. Community Reception Centers may also be used for processing evacuees returning to the impact-jurisdiction. Typically, self-evacuees are not processed at a Reception Processing Site and should be directed to an Information Point at a separate location.

**Information Points or Welcome Centers:** Located on or near main evacuation routes, interstate highways and state borders, these facilities are generally state-sponsored and located at state points of entry (e.g., rest areas, tourist centers) and provide self-evacuees:

- Information and/or directions to shelter facilities;
- Restroom facilities that are accessible;
- A temporary rest during their evacuation;
- A place to recharge mobile telephones or other electronic devices; and
- Access to limited canteen and hydration provisions;
- Access to durable medical equipment

## Concept of Operations

Transportation-assisted evacuees and self-evacuees may seek and/or require assistance from a state other than the impact-state, which could include shelter, housing, feeding, medical support, and financial and/or other social services assistance. If support is requested by an impact-state or FEMA, a host-state/host-jurisdiction may receive and provide support to government transportation-assisted evacuees.

Operational tasks are based on short-term, intermediate, and/or long-term evacuee support timelines. Because timeframes will change depending on the circumstances of each event, definitions for short-term, intermediate, and long-term are fluid and prone to change. Federal timeline guidelines are:

- Short-term – Days to weeks: Support prior to and immediately following the event
- Intermediate – Weeks up to six months: Recovery, sheltering, temporary housing, permanent housing
- Long-term – Six months to years: Recovery and resettlement; temporary housing and permanent housing.<sup>17</sup>

A large-scale mass evacuation in the impact-jurisdictions and subsequent operations in host-jurisdictions may result in federal involvement and support. The state Emergency Operations Center (EOC) coordinates with the FEMA Regional Response Coordination Center (RRCC) and Joint Field Office (JFO). One or more RRCCs may receive federal-level coordination from the NRCC. Additional federal support may be requested following a Presidential major disaster or emergency declaration for the impact-state. Support resources must be requested and approved through the impact-state's JFO.

---

<sup>17</sup> The length of time required for long-term evacuee support varies by circumstance; however, the federal definition for reimbursement is up to 18 months in interim housing, including time spent in transitional sheltering.

## Operational Considerations for General Population Evacuation Support

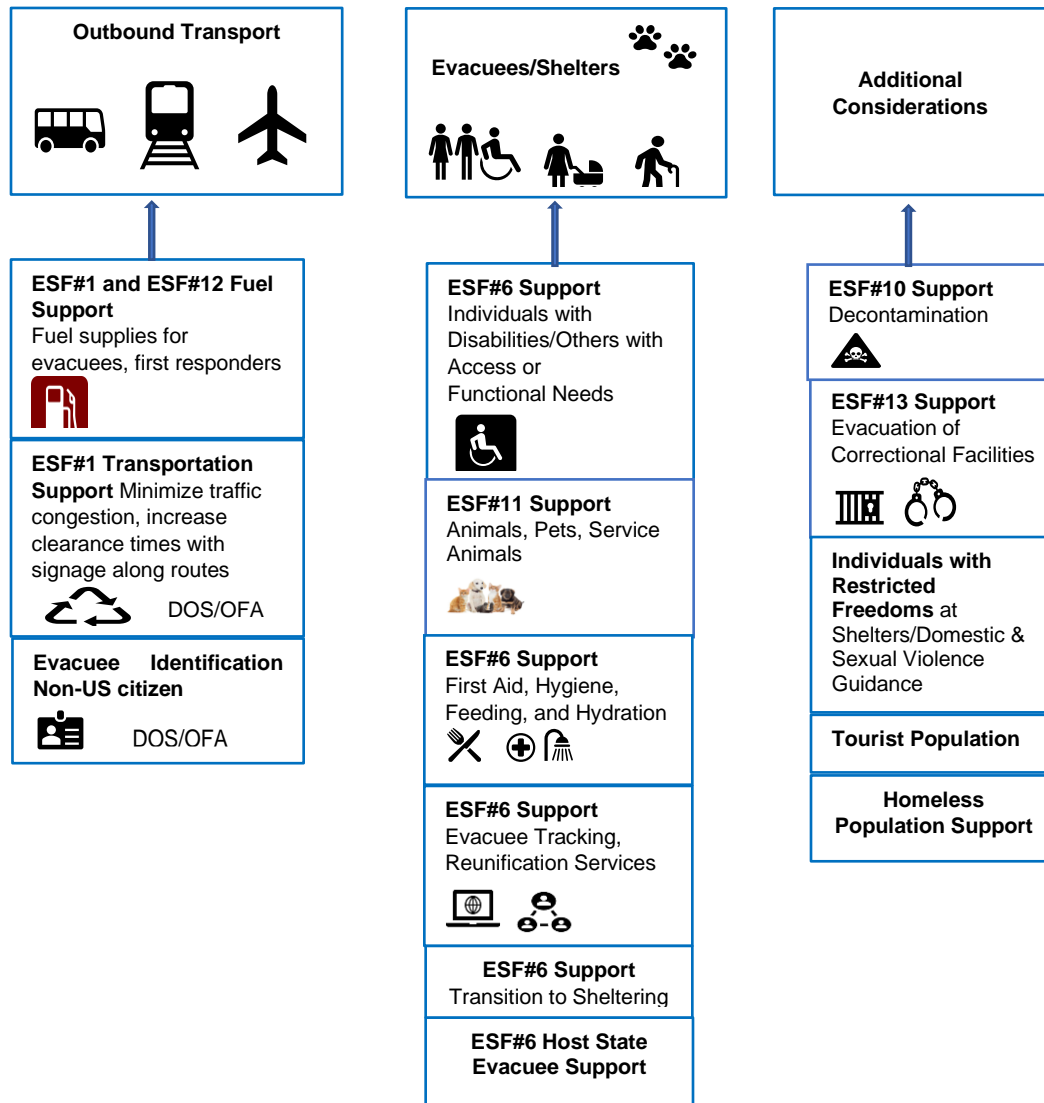


Figure 9: ESF Support of Operational Considerations for General Population Evacuation

### Outbound Transport

- **Fuel Support – ESF #1**

The Defense Logistics Agency (DLA) may receive a mission assignment to coordinate with the private energy sector, other agencies, and impact- and host-states to have fuel supplies redirected to the area in order to ensure that fuel is available for responders and evacuees along evacuation routes.

- **The Department of Energy (DOE) – ESF#12**, in coordination with other federal departments and agencies and impact- and host-states, may assist in the redirection of fuel



supplies to the area in order to ensure that fuel is available for responders and evacuees along evacuation routes.

- **Transportation Support – ESF #1**

To minimize traffic congestion and increase clearance times, the use of mobile message boards and signage along evacuation routes is advised to inform self-evacuees of traffic hazards and the locations of Welcome Centers and Information Points, shelters, fueling exits, and hospitals.

- **Evacuee Identification**

Evacuees who are foreign nationals and/or diplomats who have foreign identification, such as visas or passports, rather than U.S. government identification may require alternative processing, including communication with and support from an appropriate federal agency (e.g., DOS).

## Evacuees/Shelters

- **First Aid, Hygiene, Feeding, and Hydration – ESF #6**

Some general population evacuees will become sick or injured before they enter a travel conveyance. When the sickness or injury exceeds the level of general first aid, then the individuals will be referred to supporting medical team(s) and evaluated for onward movement/travel or referral to the nearest appropriate medical facility.

If individuals become sick or injured while traveling, the authority over the travel conveyance will notify the operational control element at the destination of the incident and request ambulance and medical personnel to meet the travel conveyance to evaluate the individual for further transport to the nearest medical facility.

Further information can be obtained by viewing the Emergency Support Function #6 – Mass Care, Emergency Assistance, Temporary Housing, and Human Services Annex to the National Response Framework (NRF).

- **Individuals with Disabilities and Others with Access and Functional Needs –ESF #6**

Individuals having access and functional needs may include, but are not limited to, individuals with disabilities, older adults, and individuals with limited-English proficiency, limited access to transportation, and/or limited access to financial resources to prepare for, respond to, and recover from the emergency.

Federal civil rights law and policy require relief and assistance activities be accomplished in an equitable and impartial manner, without discrimination, including on the basis of race, color, national origin, religion, sex, age, disability, English proficiency, and economic status. These provisions protect many individuals with access and functional needs.

- **Animals, including Household Pets and Service/Assistance Animals – ESF #11**

Evacuating populations will bring their animals with them. When feasible, household pets, service and assistance animals should remain with their owners during transport. By law, service animals—and, in some cases, assistance animals—must remain with the owner at all times.

However, if commercial charter or military air is provided by DOD, only service and assistance animals will be transported with their owners.

- **Evacuee Tracking – ESF #6**

Tracking transportation-assisted evacuees allows impact- and host-jurisdictions to track the movement of evacuees, as well as their animals, including household pets and service and assistance animals, luggage, and durable medical equipment. Tracking also provides information for family reunification purposes and supports record-keeping efforts for federal reimbursement policies. Tracking should begin as soon as possible and may occur in the impact area prior to the point at which evacuees board transport, at Arrival Points, or at shelters in host-jurisdictions.

- **Reunification Services – ESF#6**

Individuals and families and their household pets, service, and assistance animals may become separated during evacuation and may require reunification support. FEMA coordinates deployment of national reunification resources such as systems, staff, and equipment to support state-led reunification task forces as well as field operations.

- **Host-State/Tribal Evacuee Support**

Host-states may receive both self-evacuees and/or transportation-assisted evacuees. Self-evacuees who stay in a non-congregate shelter in the community (e.g., with family, friends, in a hotel/motel) rather than in shelters will often be self-sufficient; however, as their personal resources become strained, they may turn to the host-state for a variety of support needs such as sheltering, transportation access to social programs, medical appointments, banking, shopping, and/or feeding. Host-states should factor non-congregate sheltered self-evacuees into their analyses and plans.

Evacuating populations leaving an impact area and arriving in a host area will include people with health, medical, or wraparound/supportive services needs that normally require healthcare or home and community-based services. Healthcare or wraparound/supportive services that may have existed prior to evacuation may be needed to be addressed to maintain evacuees' health and wellbeing. Evacuees will need an initial assessment as well as ongoing healthcare and wraparound/support services while in host areas. Many of the medical support and assessment procedures are the same—whether they take place in the impact area prior to evacuees being transported or when they arrive in host areas. Assistance will be required to connect/re-establish evacuees with healthcare and home and community-based service providers (*PA policies for seeking reimbursement for Host State evacuation sheltering activities are listed in PAPPG v4*).

- **Transition to Sheltering – ESF #6**

Initial evacuee support consists primarily of mass care. However, once immediate life-safety considerations have subsided; some evacuees may need shelter or accessible housing for a longer duration. This may include transitional sheltering (e.g., congregate or non-congregate shelters) or temporary housing (e.g., transportable temporary housing units) [Manufactured Housing Units, RVs, and TTs] temporary housing units [apartments]). Many disaster survivors in less impacted areas who evacuate may be able to return to their homes quickly after the disaster, if not immediately. However, evacuees using their own resources to meet their emergency needs for shelter (e.g., staying in a motel or with friends or family) are often able to maintain their shelter

for only a brief time before their resources are exhausted and they may then turn to other available congregate and/or non-congregate shelter options (*SLTTs are required to obtain prior approval from FEMA HQ before implementing non-congregate sheltering operations*).

Transportation may also be needed to return evacuees to their home areas once they are deemed safe and accessible or to alternative destinations if home areas are uninhabitable.

Further information is available in the Evacuee Support Planning Guide (FEMA P-760/Catalog No. 09049-2).

## Additional Operational Considerations

- **Decontamination – ESF #10**

If the incident precipitating evacuation involves contamination by hazardous materials, evacuees may require decontamination. In order to limit the spread of contamination and impact to evacuees and response personnel, decontamination should take place as soon as possible and preferably before evacuees enter any evacuation facility or mode of evacuation transportation. Contaminated patients will not be evacuated without first being decontaminated. Any return to pre-disaster locations will be dictated by remaining contamination. Decontamination efforts may be required prior to re-entry.

- **Evacuation of Correctional Facilities – ESF #13**

The correctional system in the United States is composed of (1) incarceration within correctional facilities (e.g., jails, prisons) of individuals (inmates) involved in perpetrating crimes, (2) community supervision of individuals conditionally released from prison (parole), and (3) conditional liberty or provisional freedom (probation) for individuals.

**Jail** – Containment area for suspected offenders who are awaiting trial or sentencing. These individuals are not necessarily guilty of any crime. Many jailed persons are eventually found not guilty of any crimes and ordered released by the courts.

**Prison** – Unlike jails, prisons are established for convicted felons. These institutions are maintained for both punishment and reform. Prisons have several security classifications (High, Medium, Low, and Minimum) that typically correspond to the seriousness of a convicted offender's crime, their demonstration of intent, and their capacity to harm others (such as inmates and correctional personnel) during incarceration.

The custody and care of inmates occurs at the federal, state, and local levels. The evacuation of secure correctional facilities will require a coordinated effort between state and local law enforcement and corrections officials, publicly run and privately-operated institutions (if applicable), and federal agencies, such as the Department of Justice Federal Bureau of Prisons, DHS, the Bureau of Immigration and Customs Enforcement, and the U.S. Marshals Service.

The Bureau of Prisons is responsible for the administration of the federal prison system. Direct emergency assistance to non-federal correctional systems is limited to those systems with which the Bureau of Prisons has a memorandum of understanding (MOU).

Bureau of Prisons institutions have included state, county, and local resources in their institution contingency planning and overall emergency preparedness plans and these plans may include agreements with local non-federal agencies for specific assistance:

**Request for Assistance:** An outside request for assistance comes from a high-level state authority and can be approved only by a Bureau of Prisons Warden or Acting Warden, in consultation with the appropriate Bureau of Prisons Regional Director.

**Type of Assistance Provided:** Emergency transportation via Bureau of Prisons buses, ambulances, and vans, driven by trained Bureau of Prisons staff, may be used to transport prisoners who are in a state or county correctional entity's custody.

**Detention:** The Bureau of Prisons may take into custody detention inmates being held for trial or convicted of criminal offenses in the state courts and who are duly detained by the state correctional entity. Such prisoners may be accepted for detention on a Bureau of Prisons bus or in a Bureau of Prisons facility. Detention on a bus differs from simply providing transportation in that the prisoner is transferred into temporary Bureau of Prisons custody and is subsequently supervised by Bureau of Prisons staff. Such a transfer of prisoners into Bureau of Prisons custody requires the existence of a contract that allows the Bureau to assume the offenders' custody (18 U.S.C. 5003).

- **Individuals with Restricted Freedoms – ESF#13**

States may require shelters for evacuees who are subject to judicial and/or legislative orders restricting their freedom of movement and cannot be sheltered with the general population, such as sex offenders. Many shelter providers do not disqualify registered sex offenders from admission into a shelter. However, shelters must comply with local, state, and federal laws regarding sheltering of sex offenders. If a sex offender is prohibited by local or state law from staying in a shelter, they are identified and housed by the appropriate authorities in a separate facility, such as a motel or homeless shelter.

- **Domestic/Sexual Violence Shelter Guidance**

Due to the potential for an increase in domestic/sexual violence following a disaster, disaster responders and providers should be aware of the additional safety concerns and needs of families experiencing domestic/sexual violence. Mass care emergency shelters may compromise the safety of domestic and sexual violence victims and their children, household pets, service and assistance animals and alternative shelter options may need to be considered. Host-jurisdictions should ensure that children's services are available for families exposed to a disaster or domestic/sexual violence, including providing safe play areas for children and information and resources for parents about how to help their children following that exposure. Telephone numbers for local domestic violence shelters and national providers, such as the National Domestic Violence Hotline – 1-800-799-SAFE, should be posted visibly in emergency mass care and shelter areas.

- **Homeless Population Support**

People experiencing homelessness<sup>18</sup> have limited resources to evacuate, stockpile food, store medications, and shelter-in-place. Messages communicated through mainstream media sources may not reach those who have no permanent residence. Many of these individuals have no access to radio, television, or the internet, and some may be illiterate or non-English-speaking, so written communication may be ineffective with a subset of this population. Some homeless individuals may be reached through radio, but the most common form of communication in this population is word-of-mouth, leading to the spread of inaccurate rumors and misunderstandings that may have serious consequences during an emergency. Many homeless individuals may have difficulties interacting with a mainstream shelter population. In the stressful and (relatively) intimate setting of a disaster shelter, the consequences of such issues may be amplified. Homeless individuals may go to any shelter; however, designated specific shelters that will be staffed by specialists trained to assist homeless persons are recommended.

To communicate disasters to people without homes, homeless service providers should be included in emergency notification systems. Service providers can quickly communicate the emergency to consumers concentrated near their facilities and deploy outreach teams to notify homeless people that are dispersed throughout the community. Outreach teams deployed to make notifications can also transport people to shelters or designated pick-up points for evacuation. Outreach teams employed by homeless service providers are familiar with the homeless community, have established trust and credibility, and are better able to negotiate with people who might resist evacuation efforts. Outreach teams, drivers, and accessible vehicles should be coordinated and assigned to specific designations as soon as possible to prevent delays during a potentially small window of time for evacuation.

Communities are also encouraged to consider the housing needs of homeless people who are displaced after a disaster. Many areas inhabited by people without homes may not be suitable for living after a disaster. Despite the transient nature of homelessness, many homeless people want to return to their communities.

Further information is available through the National Health Care for the Homeless Council <http://www.nhchc.org>.

- **Tourist Populations**

In some jurisdictions, evacuation of the tourist population occurs prior to the general population. If unable to evacuate these populations prior to an incident, impact-jurisdictions should work to identify this population as non-residents, evacuate them, and advise host-jurisdictions to assist them in coordinating their departure to their home destinations.

---

<sup>18</sup> Homeless person: An individual without permanent housing who may live on the streets; stay in a shelter, mission, single room occupancy facility, abandoned building or vehicle; or in any other unstable or non-permanent situation. An individual may be considered to be homeless if that person is 'doubled up,' a term that refers to a situation where individuals are unable to maintain their housing situation and are forced to stay with a series of friends and/or extended family members.

## Appendix 4: Patient Movement

### Introduction

This appendix outlines the response and recovery support activities for the Federal Government before, during, or after a potentially catastrophic incident. This appendix includes elements that are unique to patient movement in support of the Federal Evacuation Support Annex (FESA) to the Response and Recovery Federal Interagency Operational Plans (FIOPs).

### Scope

This appendix describes operational activities necessary for the provision of federal patient movement support to SLTT jurisdictions. It outlines objectives, essential tasks, concepts of operations, operational phases, department/ agency roles and responsibilities and coordinating structure. It applies to both notice and no-notice domestic incidents.

### Terms of Reference

**Patients** – Includes people under the care of the emergency medical services (EMS) system (e.g., pre-hospital emergency care, community para-medicine/mobile integrated healthcare), inpatient healthcare facilities (e.g., hospital, skilled nursing facility/nursing home, psychiatric facility) and outpatient and home and community-based healthcare services (e.g., home healthcare, dialysis, ambulatory surgery support) prior to, during, or after a disaster.

**People with disabilities and others with access and functional needs** – Includes people who need access to certain resources (e.g., social services, accommodations, information, transportation or medications to maintain health) and individuals with restrictions or functional limitations that require assistance before, during, or after a disaster. Examples of individuals with access and functional needs include people with disabilities, children, pregnant women, older adults, people with chronic medical conditions, and people with pharmacological dependency.

**Personal Assistance Provider** – A person who escorts the patient and assists in their activities of daily living until admitted to a destination health services facility.

### Critical Considerations

The following critical considerations are supplemental to those outlined in both the FESA and the Response and Recovery FIOPs:

The Public Health Service Act authorizes the U.S. Department of Health and Human Services (HHS) Secretary to lead all federal public health and medical responses to public health emergencies and incidents covered by the National Response Framework (NRF).

The NRF establishes HHS as the Emergency Support Function (ESF) #8 (Public Health and Medical Services) coordinator for medical surge support, including patient movement.

Given appropriate medical and supportive services, evacuees that rely upon outpatient and home and community-based healthcare services will travel with the general population.

If a person requiring acute medical care has a service animal and a personal assistance provider, evacuation planning shall include accommodations for the assistance provider (See Appendix 5, Animal Evacuations, for information on service animals).

DOD is congressionally authorized, funded, equipped, and structured for evacuation of active-duty military patients (approximately 18-60 years of age). However, if resources are available, DOD can evacuate adult National Disaster Medical System (NDMS) patients.

## **Essential Tasks**

Essential tasks are those necessary to ensure the successful accomplishment of the Federal Evacuation Support Mission from a patient movement perspective:

Coordinate federal medical transportation support (including patient evacuation) between the state and other federal departments and agencies.

Activate the NDMS to allow for patient movement, Federal Coordinating Center (FCC) reception, and definitive care in NDMS health service facilities and outpatient and home and community-based healthcare services in the event repatriation is delayed.

Convene the ESF #8 National Patient Movement Coordination Team to determine locations for Aerial Ports of Embarkation (APOEs)/Aerial Ports of Debarkation (APODs) and FCCs for patient evacuation and reception.

Coordinate federal support for patient movement (e.g., operational coordination of patient evacuations and planning for return of patients following the incident) with SLTT jurisdictions.

Assess short-term healthcare and human services needs of patients.

Implement a strategy for medical patient repatriation as health service facilities in the affected area return to service.

Activate Health and Social Services RSF prior to the return of patients to address healthcare and human service needs.

## **Concept of Operations**

As the ESF #8 lead, HHS is responsible for coordinating requests for federal medical surge support including patient movement. The concept of operations for patient movement outlines the operational objectives (with supporting departments and agencies), provides a description of the tiered response to medical surge to a large-scale disaster or incident, and explains key federal roles and responsibilities.

## **Operational Objectives (Supporting Departments and Agencies)**

The following federal patient movement operational objectives, coordinated among federal interagency partners, are applicable during both notice and no-notice incidents:

Situational awareness and information management (HHS, DHS/FEMA, DOD, VA)



Operational coordination of resources (including international support) (HHS, DHS/FEMA, DOD, DOS, and VA)

Assessment of health facilities in the disaster impacted area (HHS, VA)

Patient movement (includes patient evacuation, patient triage, patient tracking, en route treatment, and distribution to medical facilities) (HHS, DHS/FEMA, DOD, VA)

Patient care (includes access to appropriate treatment, access to pharmaceuticals, and Privacy Act of 1974 (5 U.S.C. § 552a) and HIPAA appropriate health information disclosure as applicable to inform or support treatment) (HHS, VA)

Return of patients who were evacuated by the Federal Government to their homes or other appropriate placement (HHS)

Patient access to services (includes assessment of the healthcare services needs of disaster-impacted individuals) (HHS, VA)

## **Tiered Response**

An incident response falls under the responsibility of state and local jurisdictions.<sup>19</sup> Lessons learned from catastrophic incidents (e.g., Hurricane Katrina) led to the development of a tiered approach to managing medical and public health response to incidents, representing an integrated framework for emergency management that strengthens federal support to state and local efforts and emphasizes responsibility rather than authority. The tiers of effort can occur simultaneously during a response.

**Tier 1 – Management of Individual Healthcare Assets:** The primary site for point-of-service (i.e., hands-on) medical evaluation and treatment that includes: emergency medical services (e.g., prehospital emergency care, community para-medicine, mobile integrated healthcare), inpatient healthcare facilities (e.g., hospital, skilled nursing facility/nursing home, psychiatric facility, rehabilitation facility, hospice facilities) and outpatient and home and community-based healthcare services (e.g., clinics, home healthcare, dialysis, ambulatory surgery, home hospice, private practitioner offices, community health centers, community behavioral health centers, alternative care sites).

**Tier 2 – Healthcare Coalition Response:** A healthcare coalition (HCC) is a group of individual healthcare and response organizations (e.g., hospitals, EMS, emergency management organizations, public health agencies) in a defined geographic location. HCCs play a critical role in developing healthcare delivery system preparedness and response capabilities. HCCs serve as multi-agency coordinating groups that support and integrate with ESF #8 activities in the context of incident command system (ICS) responsibilities.

**Tier 3 – Jurisdictional Incident Management:** Jurisdiction incident management is the primary site of integration of healthcare organizations with fire/EMS, law enforcement, emergency management, public health, public works, and other traditional response agencies.

**Tier 4 – State Response and Coordination of Intrastate Jurisdictions:** Encompasses all state agencies that are responsible for emergency management, public health and public safety preparedness and response; addresses situations in which the state is considered the lead incident command authority and those in which the state coordinates multi-jurisdictional incident management.

**Tier 5 – Interstate Regional Management Coordination:** The processes by which states assist one another and coordinate management and response activities during times of crisis; this includes state-level agencies that oversee emergency management, public health, medical, and public safety emergency preparedness and response (e.g., Emergency Management Assistance Compact [EMAC] between states).

**Tier 6 – Federal Support to State, Tribal, and Jurisdiction Management:** Consists of federal public health and medical assets (e.g., supplies, equipment, facilities, and personnel) organized under ESF #8 of the NRF. One example of Tier 6 support is the activation of the National Emergency Medical Services (NEMS) contract to evacuate patients prior to a disaster. The NEMS contract is subject to a state cost-share laid out in the President’s Stafford Act Declaration.

## Key Federal Roles and Responsibilities

Federal support of patient movement must be coordinated closely with SLTT governments. The following departments and agencies play a key role in accomplishing this mission:

**Department of Health and Human Services:** As the ESF #8 lead, HHS coordinates the activation of the NDMS with DOD, VA, and DHS for the movement of patients. HHS provides direct patient care services to support patient movement for short term care of patients who require treatment of low acuity chronic illness or injuries and may provide stabilizing emergency care. HHS conducts assessments of health service facilities and the medical and public health needs of disaster-impacted individuals and coordinates the return of patients evacuated by federal ESF #8. Upon the patient’s return, HHS coordinates the Health and Social Services Recovery Support Function.

**Department of Defense:** DOD, upon NDMS Future Planning activation and with Secretary of Defense approval, provides available aero-medical patient evacuation for NDMS patients from Aerial Ports of Embarkation (APOE) to Aerial Ports of Debarkation (APOD) at or in close proximity to Department of Veterans Affairs and/or DOD FCCs, receives NDMS patients at DOD FCCs and coordinates movement for NDMS patients from DOD FCC to destination NDMS civilian health service facilities for definitive care.

**Department of Veterans Affairs:** VA is responsible for maintaining ESF #8 definitive care capabilities by operating FCCs at designated locations in proximity to VA medical centers. They maintain plans and procedures to stage, receive, transport and track evacuated ESF #8 patients to appropriate NDMS health service facilities to provide continuity of care. VA also coordinates communication procedures and processes to support local patient reception and distribution operations.

**Department of Homeland Security/FEMA:** FEMA supports ESF #8 and Patient Movement operations through the NEMS contract, which provides federal support to SLTT jurisdictions for medical transportation and medical care in areas affected by a disaster within the continental United States.

## Patient Movement Coordination

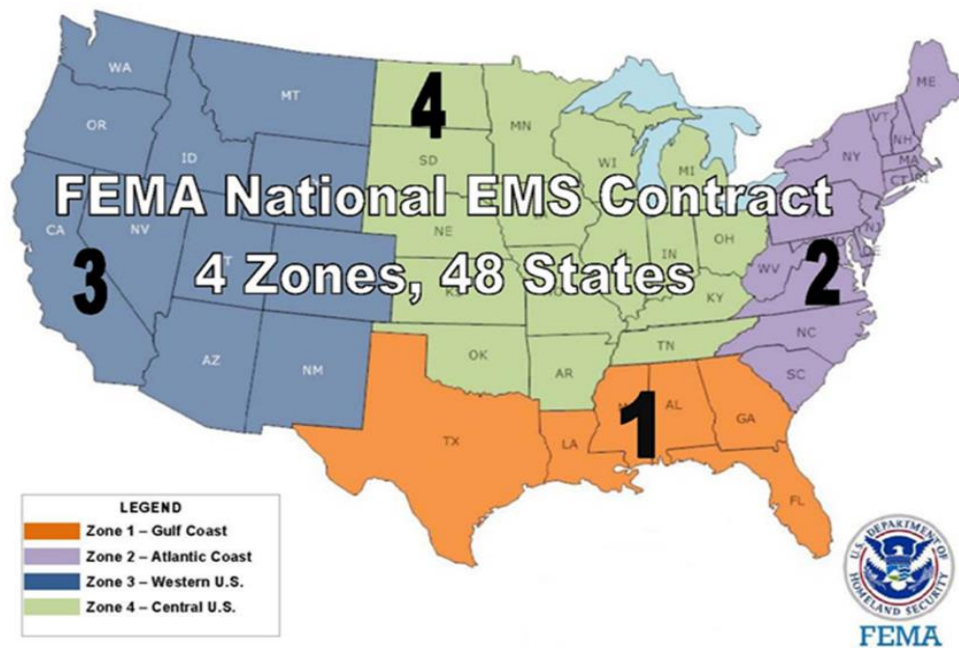
HHS coordinates the National Patient Movement Coordination Team virtually through a national conference call. State officials, HHS Regional Emergency Coordinators (RECs) in affected areas, along with DHS/FEMA, DOD, and the VA, participate in this call. The call provides for situational awareness of events and developing requirements to support operational coordination of resources among

participants. Additionally, it allows for the dynamic planning and execution of FCC selection, NEMS contract utilization, and APOE selection among other operational issues related to patient movement.

### Emergency Medical Support for Patient Movement Evacuations

The NEMS contract is activated at the federal (national) level to evacuate patients and medically at-risk populations from an area at significant risk, or to provide pre-hospital care and transport services in a region that has already been affected by a disaster. This contract provides for a maximum deployment for all FEMA NEMS contract zones combined of 1,1200 ground ambulances, 100 air ambulances, enough paratransit vehicles to accommodate 14,000 seats, 600 fixed-location emergency medical technicians (EMTs) and paramedics as fixed site personnel stationed within shelters, airheads, triage centers, or other locations.

FEMA can contract for 24-hour, seven-day a week EMS and ambulance support within the continental United States (see Figure 10: Zone Breakdown for the NEMS Contract 10).



**Figure 10: Zone Breakdown for the NEMS Contract**

The contract provides the following capabilities within each zone:

300 fully staffed and stocked ground ambulances (Advanced Life Support [ALS]/ and Basic Life Support [BLS])

25 air ambulances (fixed- and rotary-wing); equipment and supplies commensurate with mission assignment

3,500 para-transit vehicle seats (maximum of 25 percent is wheelchair-capable vehicles)

150 medical personnel – EMTs and paramedics stationed within shelters, airheads, triage centers, or other locations, along with supplies for medical and general population shelters

Resources for a one-zone deployment must be deployed from their home station; within 6 hours from the time the contractor receives a task order from FEMA, they will arrive at the designated staging area within 24 hours. This timeline extends as more resources are deployed.

## Appendix 5: Animal Evacuation Support

Sixty-five percent of American households have pets, which includes a variety of animal species. In any disaster, jurisdictions should have plans in place for the safe and effective evacuation and sheltering of not just common pets, but all types of animals<sup>19</sup> within the impacted community. The failure to have and communicate such plans creates preventable risks for animals, animal owners and caretakers, the public and first responders. Previous disasters have demonstrated that co-evacuating (and co-sheltering, where possible) people with their animals, including household pets and service/assistance animals increases people's compliance with evacuation orders, increases survivor resilience, and decreases re-entry to unsafe areas motivated by animal rescue.

Specific authorities, resources, and capabilities associated with animals, including household pets and service and assistance animals, are dispersed across a broad range of response providers, government agencies, and emergency support functions. Animal emergency management is and has always been a whole community effort and the vast majority of resources and capabilities to support animal evacuation operations are non-governmental or private sector.

The Robert T. Stafford Disaster Relief and Emergency Assistance Act, as amended by the Pets Evacuation and Transportation Standards Act and the Post-Katrina Emergency Management Reform Act, establishes in §403 that the "eligible work" for which a state can be reimbursed includes "evacuation, rescue, shelter, and essential needs of household pets and service animals and their owners." As such, §402 and §502, Direct Federal Assistance, may be interpreted as authorizing FEMA to provide rescue, care, shelter, and essential needs for individuals with household pets and service animals and to the household pets and animals themselves following a major disaster or emergency.

Successful animal evacuation and re-entry will:

- Identify and track animals throughout the process;
- Ensure service animals remain with the individual they serve;
- Safely and humanely evacuate animals out of the impact area;
- Reunify animals with their owners as quickly as possible; and
- Support joint re-entry of owners with their animals.

### Authorities

As a rule, the Federal Government has limited, and dispersed authorities related to management of animals in disasters. This document primarily addresses federal capabilities and resources that may be utilized in support of state- and locally led animal evacuation efforts. In addition to the authorities listed below, a more detailed definition of the acts, along with guidance documents, is located in Appendix 8.

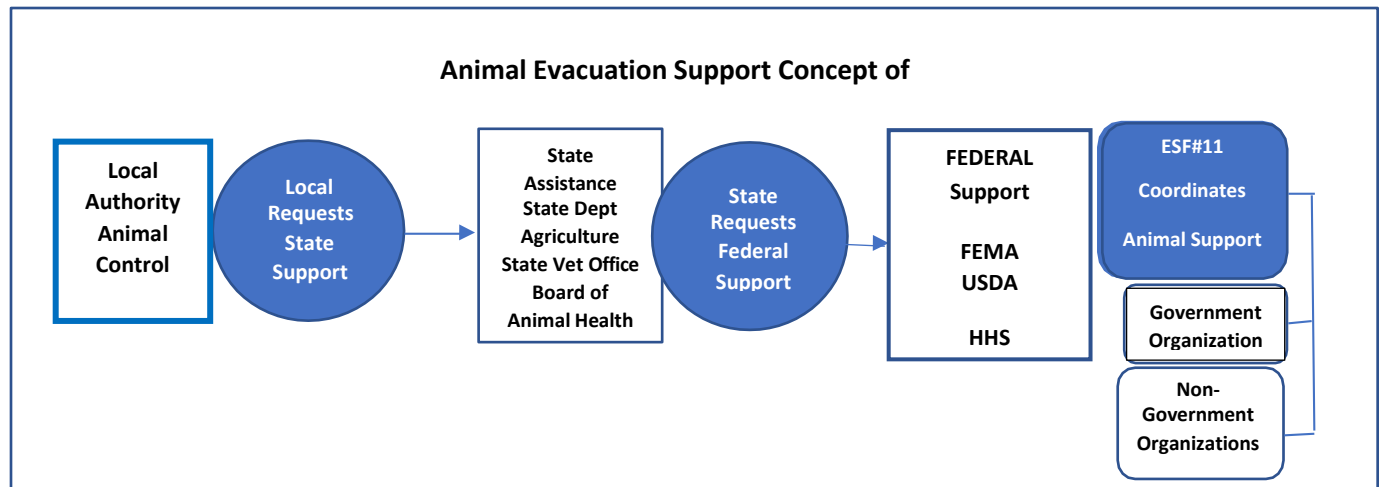
---

<sup>19</sup> Animals include household pets, service and assistance animals, working dogs, agricultural animals/livestock, wildlife, exotic animals, zoo animals, research animals, and animals housed in shelters, rescue organizations, breeding facilities, and sanctuaries.

- Animal Welfare Act
- Health Research Extension Act
- Marine Mammal Protection Act
- Rehabilitation Act
- Americans with Disabilities Act
- Fair Housing Act
- Air Carrier Access Act
  
- Robert T. Stafford Disaster Relief and Emergency Assistance Act

**Concept of Operations**

The responsibility to safely evacuate animals lies mainly with the owner. Regardless of the type or number of animals, the owner needs to have a plan in place to evacuate and shelter their animals. While most people will likely be able to evacuate with their pets, some of the population will not have the resources or capability to do so. In most cases, local animal control has jurisdictional authority for pets in non-emergency times and, in many cases, will be designated as the local authority for pets during an evacuation or emergency. At the state level, in many cases, the state department of agriculture, the state veterinarian’s office, or board of animal health has been identified as a supporting agency for when local communities are overwhelmed. At the federal level, the overall responsibility for supporting states with animal evacuation rests with the USDA, HHS, and FEMA.



**Figure 11: Animal Evacuation Support Conops**

## Concept of Support

FEMA, with support from USDA and other federal agencies, is responsible for coordinating federal support to help evacuate animals, including household pets and service and assistance animals. ESF #11 facilitates whole community multi-agency coordination with non-governmental organizations to support animal evacuations. Non-governmental organizations (e.g., National Animal Rescue and Sheltering Coalition) and private industry continue to make up the bulk of national resources available to state- and locally led animal evacuation efforts. States, tribes, territories, and municipalities should consider having agreements with these organizations in place prior to an incident and include the organizations in their planning processes and documents.

## Operational Considerations for Animal Evacuation Support

### Assessment

In preparation for an animal evacuation, an assessment of the animal population requiring evacuation should be conducted by trained personnel to determine transportation, mass care, veterinary, and support requirements as well as to provide recommendations on appropriate courses of action. Animal professionals should be engaged in developing plans, conducting animal needs assessments, and overseeing operations to ensure the safe and humane management of animals. Additional subject matter experts (SMEs) may be required to address specific animal types, populations, or issues (e.g., animals with zoonotic diseases). The assessment should include a review of pre-incident information, including:

Animals in the community;

Risks they pose to public health and safety;

Whether evacuation is possible/feasible and, if not, consideration of shelter-in-place options;

Whether there is an animal evacuation plan in place, including procedures for animal responder credentialing and intake processing and pre-positioning of animal crates; and

Once the pre-incident assessment information is reviewed, officials should determine and prioritize species to be evacuated, any unique care requirements, available modes of transportation, and resources needed to support the evacuation (e.g., transport, containment, veterinary, husbandry, and tracking).

### Animal Populations

Individual owners may have different types of animals ranging from household pets to exotics and captive wildlife.

In-home animal rescues, collectors, and hoarders may present profound challenges for evacuation, including significant numbers of animals in one household and animals with behavioral or medical challenges. Additionally, many animal owners or caretakers with large numbers of animals in the household are often ill equipped to manage all of their animals during a disaster.

Facilities and organizations may have animals requiring evacuation, including laboratories; zoos, circuses, and animal shows; shelters, rescues, sanctuaries, and rehabilitation facilities; breeding operations; veterinary hospitals; retail stores; and other animal-related businesses such as obedience schools, trainers, groomers, daycares, and boarding kennels. Agencies operating animal shelters, rescue organizations, and



sanctuaries may assist government entities with identifying and reuniting animals with their owners (if applicable) or adopting out unclaimed animals.

Shelter-in-place support – including support for caretakers – should be considered for animals that may be impractical to evacuate (e.g., marine mammals, elephants).

Prohibited animal species and activities may become apparent during an emergency. Jurisdictions should consider and plan for the presence or possible influx of banned species, animals used in illegal activity, or animals transported from other jurisdictions where they may be legal.

Certain industries or the economy may be affected if an incident affects animals with significant genetic, conservation, research, or monetary value (e.g., breeder herds or flocks, endangered species centers, medical research colonies).

### **Identification/Tracking/Reunification**

Animals need to be appropriately identified (this will vary by species) to ensure their movements can be tracked to the evacuated location. This will also assist in reunification efforts with the animals' owners/responsible entities. Disposition planning must be considered for animals that are “unclaimed” or otherwise not reunited with their owners or their owners relinquish during the evacuation or re-entry process. Nongovernmental animal humane groups can often assist with placement of unclaimed or relinquished animals.

### **Transportation**

Laws, restrictions, and guidelines concerning animals may need to be reviewed and, if necessary, waived to ensure life safety during the evacuation (e.g., public transportation, facilities prohibiting animals).

Animal transport plans and protocols should be developed to facilitate safe, humane, and lawful animal evacuations. Transporters will need to make accommodations, based on the type of animal being evacuated, and make stops to allow the animals to relieve themselves and move around.

### **Animal Containment**

Essential Elements of Information required for animal transport plans include:

Animals, other than service animals for people with disabilities, need to be appropriately caged or contained while awaiting, during, and in a manner that facilitates transport (e.g., hand-carried pet carriers, cages that can be secured inside trucks, livestock pens. It is best practice to assign appropriately trained staff at the point of embarkation to ensure safe and secure containment of animals for transport.

Safety during transport (for people and animals) may require the provision of proper containment equipment for evacuees bringing animals without any supplies.

Appropriately contain or separate certain animal types for which co-location would cause additional stress or dangerous behavior (e.g., fractious, aggressive, or medically compromised animals).

Specialized equipment may be needed to secure laboratory animals, and handle and restrain non-domesticated animals.

Certain animals (e.g., reptiles, birds) require controlled environmental conditions (e.g., temperature, humidity) which must be factored into decisions regarding appropriate containment, transportation, and

temporary holding/sheltering locations. For some species, even brief exposure to excessive heat or cold can be potentially fatal.

### **Veterinary Management and Oversight of Evacuation Process**

Animal evacuation operations should be managed by veterinary or animal professionals, with routine monitoring of animals in transit, to ensure humane care of animals and safe arrival at the debarkation site. Crisis action planning and triage operations should address safe evacuation of vulnerable animal populations (e.g., certain animal species, medically compromised, or very young or very old animals).

### **Veterinary Care**

Animals, including household pets and service and assistance animals, may require immediate first aid to ensure their continued welfare, and should be provided emergency veterinary care to the greatest extent possible. Veterinary care resources for other animal types and populations should be pre-identified to respond, and may include the following activities:

Pre-evacuation assessment and triage

Evacuation monitoring

Post-evacuation assessment and treatment

Care for animals during transport, in shelters, or sheltered in place

### **Husbandry Support (Feeding/Hydration)**

Feeding and hydration needs may vary significantly depending on the animal species being evacuated. While it may be expected that animal owners have appropriate feeding supplies for their animals, this will not always be the case and plans must be in place to provide animal food and water. Livestock, wildlife, laboratory animals, and exotic species (e.g., zoo animals) often have specific dietary needs that should be planned for in advance and specific to the community's animal populations, as described in the needs assessment section. It will be necessary to consult with appropriately trained personnel on husbandry requirements.

### **Health and Safety**

Jurisdictional as well as crisis action plans should address health and safety risks to both humans and animals:

Separate animals from people with allergies, phobias, cultural concerns, etc.

Manage animal care issues including general or stress-induced behavioral issues, injuries, animal bites, and escapes; these may be more common with non-domesticated animals.

Cure, prevent, or mitigate the worsening or spread of animal illnesses –especially zoonotic<sup>20</sup> diseases that can spread to people.

Animals left behind may create response issues or endanger the public or first responders (e.g., loose livestock blocking roadways, dangerous animals escaping containment, or owners/rescue teams re-entering unsafe areas to retrieve animals). Prevent or manage biohazards associated with animals.

---

<sup>20</sup> Zoonotic diseases are diseases that can spread between animals and humans. Additional information and resources are available at [www.cdc.gov](http://www.cdc.gov).

## Resources

**Resource Lead Time:** Resource requirements (e.g., purpose-built transportation, containers, food, medicine, etc.) should be identified early during the Threat and Hazard Identification and Risk Assessment and planning process, in order to be accessible throughout the evacuation process. Consider whether animals (other than service animals) will evacuate/re-enter using the same mode(s) of transportation as the general population or require separate transportation resources.

**Resource Limitation and Prioritization:** In case of resource limitations, jurisdiction and crisis action plans should include guidance for prioritization of certain animal populations and care needs.

**Synchronize Human and Animal Evacuation:** Crisis action planning must consider timing of human and animal evacuations, including factors that may cause delays (e.g., individuals with no or limited personal transportation, patient movement for individuals with pets), and resources required to support both humans and animals until they can be safely reunified.

## Evacuation and Sheltering

**Legal Permits and Laws/Rules:** Identify laws regarding the care and movement of animals across jurisdictions involved and obtain permits or implement procedures as required to avoid impeding evacuation. Consider whether reviewing and waiving (as possible and appropriate) any laws and rules that might facilitate the safe and timely evacuation of both humans and animals in the operating environment.

**Sheltering and Rest Stops:** Mass care facilities set up to support evacuation operations should include facilities to manage animal populations in transit.

## Owners and Reunification

**Triage:** Individuals may refuse to evacuate without their animals; evacuation sites may have both humans and animals present. Response leaders must balance safety, priority, and resource allocation requirements of the people and their animals.

**Animals Left Behind:** Those left behind or that escape from shelter-in-place facilities can present health and safety concerns to the public and first responders. As a result, the stabilization and containment of those animals left behind should be given priority and certain exotic species will require trained personnel.

**Identification and Tracking:** A consistent method for identifying and tracking individual animals (e.g., owner wristbands and pet collars with matching identification numbers) is critical for facilitating reunification and avoiding emotional distress and resource drain.

**Reunification:** Ensure the public is aware of what owners should do if separated from their animals during an evacuation, both to facilitate reunification and appropriate disposition of the animals and to minimize owner attempts to reenter unsafe areas to self-locate animals.

**Psychological Trauma:** Studies show that in high stress situations separating owners and their pets can exacerbate stress, causing additional psychological trauma. As a result, individuals and their pets should be kept together whenever possible.

## Eligible Expense Reimbursement

FEMA Public Assistance Policy and Program Guide FP-104-009-2, January 2016, provides for reimbursement of certain eligible expenses related to the evacuation of animals (including household pets

and service and assistance animals, research animals, and animals in collections such as zoos and aquariums). This policy may provide reimbursement of certain eligible expenses related to evacuation of animals presenting a clear public safety risk, with a Presidential declaration during Stafford Act incidents. Other federal authorities may support evacuation of specific species of animals during certain emergencies.

### **Authorities**

As a rule, the Federal Government has limited, and dispersed authorities related to management of animals in disaster. Although this document primarily addresses federal capabilities and resources that may be utilized in support of state- and local-led animal evacuation efforts, there are certain responsibilities and functions that federal agencies perform under their authorities listed above and noted in the table below.

### **Technical Expertise**

Of the federal capabilities and resources that may be utilized in support of state- and local-led animal evacuation efforts, technical experts who can assist not only in the execution phase of an evacuation but in the other phases as well are a key element of support. Most of the agencies represented in this appendix have regional and state-based personnel who are available to assist state- and local-led planning and preparedness activities. Those agencies with relevant technical expertise are depicted in Table 17.

### **Deployable Capabilities**

Although non-governmental organizations provide most of the deployable resources to support animal evacuation, certain federal agencies have limited deployable resources to execute their statutory authorities. Examples of federal deployable capabilities include:

- HHS may provide veterinary medical and public health services when requested by authorities from states, localities, tribes and territories, or other federal departments when local resources are limited or inaccessible:
- The National Veterinary Response Team (NVRT) is the Emergency Support Function (ESF) #8 response asset, managed under the Assistant Secretary for Preparedness and Response (ASPR)/National Disaster Medical System (NDMS). The NVRT provides veterinary medical care to ill or injured federal working animals (i.e., canine and equine), companion animals, and laboratory animals, and public health expertise during a disaster, public health emergency and/or National Security Special Event (NSSE) or other law enforcement mission.
- U.S. Public Health Service Commissioned Corps Veterinary Officers provide deployable public health and clinical medical services, including food safety and laboratory animal expertise. They have the ability to provide epidemiological expertise to prevent and respond to disease outbreaks among animal and human populations.
- DOC, DOI, and USDA (when mission assigned) have deployable wildlife personnel.
- DOD Army Veterinary Service provides clinical veterinary support for federal working animals. The Army Vet Service may provide clinical veterinary treatment for civilian-owned animals; however, Governor's licensure waivers must be obtained for DOD veterinarians that are not licensed in the State/territory where the treatment will occur, and before the medical treatment begins. Assist in zoonotic disease control, veterinary public health, and food protection/food safety to protect human health.

Table 21 provides an overview of federal agencies with key authorities, technical expertise, and limited deployable capabilities. Authorities generally do not facilitate evacuation but may place requirements or limit evacuation options.

**Table 21: Federal Authorities, Technical Expertise, and Deployable Capabilities Related to Animal Evacuations (by animal type)**

<b>Animal Type</b>	<b>DHS/FEMA</b>	<b>USDA</b>	<b>HHS</b>	<b>DOC</b>	<b>DOI</b>	<b>DOD</b>	<b>DOJ</b>	<b>USCG</b>
<b>Companion Animals</b>	A, TE, DC	TE, DC	A, TE, DC			TE, DC	TE	A, DC
<b>Service and Assistance Animals</b>	A, TE, DC	TE, DC	A, TE, DC			TE, DC	TE	A, DC
<b>Working Dogs</b>	A, TE, DC	TE	A, TE, DC			TE, DC	TE	A, DC
<b>Agricultural Animals/Livestock</b>	A, DC	A, TE, DC	TE, DC		A, TE, DC	TE, DC	TE	
<b>Wildlife</b>	A, DC	A, TE, DC	TE, DC	A, TE, DC	A, TE, DC	TE		
<b>Exotic Animals</b>	A, DC	TE, DC	A, TE, DC		TE, DC			
<b>Zoo Animals</b>	A, DC	A, TE, DC	A, TE, DC		TE, DC			
<b>Laboratory Animals</b>	A, DC	A, TE, DC	A, TE, DC		TE, DC	TE, DC		
<b>Marine Mammals</b>	A, DC	A, TE		A, TE, DC	A, TE, DC	TE		A, TE, DC
<b>Fish/Other Aquatics</b>	A, DC	TE,		A, TE, DC	A, TE, DC			

A = Authorities, TE = Technical Expertise, DC = Deployable Capabilities

\*Notes:

- FEMA has authorities under the Stafford Act and deployable capabilities for animals other than household pets, service and assistance animals, and working dogs, to protect public health and safety, as appropriate.
- USDA has Federal authorities that may place requirements on transport, or potentially limit movement, of certain animals designated for evacuation.
- DOI authorities apply only within National Park Service units.

## Appendix 6: Emergency Repatriation

The U.S. Department of Health and Human Services (HHS) leads the federal coordination, notification, deployment, and delivery of emergency repatriation services under the U.S. Repatriation Program. These services assist private U.S. citizens, their dependents, and other U.S. Department of State (DOS) authorized persons once they have arrived in the United States, as a result of, coordinated evacuations or repatriations from foreign countries.

This appendix provides an overview of relevant information contained in the National Emergency Repatriation Plan (NERP). For additional detail, reference the latest NERP, which defines federal emergency repatriation roles and responsibilities, planning considerations, and establishes procedures for implementation of federal U.S. Repatriation Program emergency operations in the continental United States.

### Scope

This appendix describes federal and state roles and responsibilities and coordination in support of the HHS Administration for Children and Families (ACF) Repatriation Program, during an emergency repatriation. It applies to both notice and no-notice domestic incidents. Depending on incident size and scope, HHS would require more robust help from the interagency to complete the mission.

### Key Federal and State Roles and Responsibilities

Successful emergency repatriation operations require coordination and support from across the Federal Government and include non-governmental partners. Agencies that are part of the emergency repatriation response have been categorized as Lead, Coordinating, Primary, or Supporting. They support the planning and capacity building efforts and provide a coordination structure for emergency repatriation operations.

Depending on the specific needs of an emergency repatriation operation, some response agencies may have a larger role in some operations than they will in others. For example, an evacuation triggered by a natural disaster or war may not involve the same agencies required to support a repatriation or evacuation from an environment with potential exposure to a contagious condition.

### Domestic Lead Agency

Department of Health and Human Services (HHS) – The Administration for Children and Families (ACF) retains overall responsibility for the U.S. Repatriation Program, while working with ASPR in managing and overseeing the emergency response activities.

### Primary Agencies

Department of State (DOS) serves as the lead federal agency in the evacuation and repatriation of official U.S. personnel and their dependents that are under Chief of Mission authority and private U.S. citizens overseas. DOS' lead role also includes overseas evacuations and repatriations from environments with potential high-risk exposure to certain infectious diseases. DOS also oversees and convenes the Washington Liaison Group meetings (WLG). DOS determines who will be evacuated from overseas to

the United States and ensures necessary immigration documents are provided to all evacuees prior to their evacuation.

Department of Homeland Security (DHS)/Customs and Border Protection (CBP) ensures and processes proper legal entrance through the U.S. Points of Entries (POE)s, coordinates application of domestic immigration policy, coordinates the implementation of DHS senior leadership guidance into repatriation planning of the DHS components; and participates in the National Joint Information Center established by the HHS SOC Public Information Officer. DHS/Citizen Immigration Services, DHS/FEMA, and the Office of Health Affairs may also play a supporting role in emergency repatriation.

## Supporting Agencies

Corporation for National and Community Services (CNCS) provides service in the temporary care and processing of evacuees as requested by HHS and/or the state in accordance with the Memorandum of Understanding between ACF and the ARC.

Department of Defense (DOD), upon Secretary of Defense approval of a request for assistance from Department of State, may provide, through the appropriate combatant commanders, military assistance for the protection, evacuation, and repatriation of designated personnel to the United States or overseas safe haven, and may further provide support at U.S. designated military bases or other designated POEs during NERP activation.<sup>21</sup>

Department of Housing and Urban Development (HUD) is responsible for identifying available HUD assisted housing at or near the POE. It also helps to identify available HUD-assisted housing at a point of entry for longer stays, commercial housing facilities, and congregate facilities.

Department of Justice (DOJ) per Section 1113 of the Social Security Act, DOJ provides consultative assistance to the U.S. Repatriation Program.

Department of Transportation (DOT) In support of an emergency repatriation, the DOT, through its operating administrations will coordinate to resolve domestic transportation issues and, specifically through the Federal Aviation Administration (FAA), take operational action to provide Air Traffic Management (ATM) support to participating flights, as requested. General Services Administration (GSA) provides broad scope of support services (e.g., building space, contractual services) to requesting agencies on a reimbursable basis.

USDA APHIS and HHS CDC have certain regulatory authorities over importation of pets (and other animals). APHIS and CDC work collaboratively with CBP to ensure import requirements are met or waivers are allowed, as warranted, during emergency evacuation and repatriation.

---

<sup>21</sup> The National Guard Bureau is the channel of communication and assists in five broad categories of operational issues: pre-crisis preparation and preplanned responses; communications, information sharing and fusion; response strategies; coordination mechanisms; and continuity of operations plans/business continuity in support of the Evacuations at the state and federal levels. This is usually executed through the Dual Status Commander (DSC) enabling Unity of Effort.



## States

All U.S. states and most territories serve as main repatriation supporting entities. States must develop State Emergency Repatriation Plans (SERPs) to ensure proper establishment of an Emergency Relocation Center (ERC) at approved HHS locations, and under unusual circumstances at/near U.S. borders and seaports) to deliver services to those evacuated during an emergency repatriation. Each state governor has designated a state agency responsible for assisting HHS in managing the emergency and non-emergency activities of the Program.

## Federal Coordinating Entities

Federal operations during an emergency repatriation activity rely on a tiered incident management structure. At the national level, HHS will activate the HHS SOC to coordinate with federal partners.

**National Federal Interagency Emergency Repatriation Workgroup (FIER)** is a standing, preparedness phase planning and policy group that includes representatives from federal agencies with responsibilities as described in the NERP. The FIER serves as an interagency forum for consultation and for development and coordination of applicable incident management activities. The FIER is led by HHS to conduct preparedness activities, including capacity building, policy formulation, and coordination to improve readiness for future emergency repatriation events.

**Washington Liaison Group (WLG)** is a DOS-led group that includes designated representatives from key federal agencies, including HHS, DOD, and DHS/CBP. The WLG provides a platform for federal agencies to discuss country-specific situations, DOS decisions of authorized and/or ordered departures for official U.S. personnel, and potential evacuations, among other relevant policy issues.

**HHS SOC Command and General Staff elements** provides national level emergency incident support throughout the continuum of HHS operations with strategic and operational planning, strategic and operational oversight, and logistical support for all deployed Federal public health, medical, human/social services, and disaster recovery resources. The HHS SOC is the coordinating element between headquarters/support elements and the field elements of the Incident Management Team and the Federal Health Coordinating Official (FHCO).

## Repatriation Program Implementation Phases

This is an integrated framework for emergency repatriation management, which strengthens federal support to state and local efforts and emphasizes responsibility rather than authority. The Tiers do not operate in a vacuum and can occur simultaneously during a response.

**Preparedness** – Engages federal and state agencies in National Emergency Repatriation response planning to determine existing logistics and resource capabilities, develop deliberate plans and procedures, and conduct training and exercises to validate existing plans. This tier consists of three sub-phases that range from steady-state operations to the positioning of resources prior to the occurrence of an incident. Actions taken during Phase 1 are focused on awareness, preparedness, mitigation, and protection. During a notice incident, there may be an elevated threat (Phase 1b) and credible threat (Phase 1c) for which response actions must be taken and will be detailed in incident-specific annexes, as warranted.

**Response** - Consists of the immediate response, deployment of resources and personnel, and sustained response operations.

**Recovery** - Refers to activities that occur as a part of the response mission area to facilitate the transition and support to recovery. Phase 3a includes short-term recovery operations (e.g., transitional closing of an Emergency Repatriation Center [ERC]) and transition to steady-state operations. In many emergency repatriation operations, a clear transition from one phase to the next may not be evident and some phases may run concurrently.

## **Emergency Repatriation Coordination**

HHS manages the U.S. response during DOS evacuations or repatriations of 500 or more private U.S. citizens, their dependents, and other DOS authorized persons from overseas to the continental United States. During emergency repatriations, states selected as a Port of Entry (POE) will be asked to activate their SERPs.

The type of response and the federal and non-federal partners' involvement during an operation is primarily dependent on the type of evacuation, number of evacuees, and state's support at the POE. The participation of agencies involved in a repatriation response may also be determined by the nature of the threat (e.g., communicable disease outbreak or Chemical, Biological, Radiological, or Nuclear [CBRN] incident).

During an emergency repatriation, for DOS chartered commercial transportation, HHS-identified main airports will serve as the main recommendation options.

Two main types of facilities may be utilized as POEs during an emergency:

**Commercial Facilities** (e.g., international airport): Based on current on-going planning efforts amongst HHS and DOD, use of this type of facility is the primary option for the operation of DOS chartered commercial aircraft and potentially DOD arranged aircraft. In support of HHS, the state will be responsible for the establishment of an ERC and necessary coordination for the reception, temporary care, and onward movement of noncombatant evacuees. If the ERC cannot be established at an international airport and/or a private or public location, then the HHS can submit a request for assistance to another federal agency on behalf of the state for the use of that federal facility.

-

**Federal Installations** (e.g., military base): If the situation requires use of a federal facility, HHS will request the use of the facility and any incidental support from the facility's owning federal department/agency. Through the state as its agent, HHS will coordinate the reception, temporary assistance, and onward movement of noncombatant evacuees and repatriates at the federal facility.

Depending on the type of event, the United States might be operating both types of facilities simultaneously in the same state.

## Concept of Operations

Emergency repatriation activities are a combined federal and state operation. Due to the volume of actions associated with emergency repatriations, SERPs are to identify all potential resources necessary for proper coordination, implementation and management of an ERC. Evacuations may take place under a Presidential declaration of national emergency due to escalating international tension or the outbreak of hostilities overseas or they may occur under conditions not involving a Presidential declaration of national emergency.

**Evacuations under a Declaration of National Emergency:** If the situation is sufficiently serious as to warrant a declaration of national emergency, it is anticipated that a very large number of U.S. citizens would be returned to the United States. These evacuees may be returned to the United States from overseas safe havens to which they were transported as international tensions increased or directly to the United States. Movement of all evacuees may take place over a longer period of time and may include HHS national coordination at commercial and federal facilities (e.g., military base).



## Evacuations Not Involving a Declaration of National Emergency:

This is the most common situation and all recent emergency evacuations have been conducted under this scenario. An emergency may arise in a foreign country that will require the immediate evacuation of U.S. citizens and their dependents, regardless of whether the Host government has declared a national emergency. Upon DOS decision to evacuate or repatriate private U.S. citizens, HHS/ACF has the same responsibilities listed under a Presidential declaration of national emergency.



**Figure 13:** Operation Fiery Vigil – Mt Pinatubo volcanic eruption on June 15, 1991 (Non-Declaration of National Emergency). An emergency evacuation of all non-essential military and U.S. Department of Defense civilian personnel and their dependents from Clark Air Base and U.S. Naval Base Subic Bay, Philippines.

## Coronavirus 2019 Novel Coronavirus (2019 nCoV)

The U.S State Department ordered personnel from the US Consulate General in Wuhan China to depart for the US on a chartered flight Wednesday January 29, 2020. Nearly 200 US citizens were housed and quarantined for 14 days at March Air Reserve Bay near Riverside, CA. The DOS chartered several more flights to evacuate American citizens from the Hubei province to other locations. The Hubei province includes Wuhan, the city where the epidemic began.

Evacuations are arranged by DOS through joint agreements with commercial carriers and/or Secretary of Defense. After arrival at POE locations in the US, all evacuees are processed by the DHS/CBP for lawful entry. Other required clearances are performed by authorized federal agencies, such as the CDC. These federal agencies work with the established National Emergency Response (NER) Unified Coordination Group (UCG) and states as needed. After evacuees are cleared to enter the US, states, on behalf of HHS/ACF, are responsible for proper and timely implementation of the SERP, with the main goal of providing needed reception and temporary services to evacuees.

Contact HHS for the latest NERP, which defines federal emergency repatriation roles and responsibilities, planning considerations, and establishes procedures for implementation of federal U.S. Repatriation Program emergency operations in the continental U.S.

### Coronavirus Public Health Emergency Declaration:

“As a result of confirmed cases of 2019 Novel Coronavirus (2019-nCoV), on this date and after consultation with public health officials as necessary, I, Alex M. Azar II, Secretary of Health and Human Services, pursuant to the authority vested in me under section 319 of the Public Health Service Act, do hereby determine that a public health emergency exists and has existed since January 27, 2020, nationwide”.

### Public Health Emergency International Concern (PHEIC)

The World Health Organization on January 30, 2020 declared [the outbreak of a novel coronavirus](#) a global health emergency, an acknowledgement of [the risk the virus poses](#) to countries beyond its origin in China and of the need for a more coordinated international response to the outbreak.



Figure 14: DOS evacuates US citizens from Hubei province to other locations within the US.

## Appendix 7: Re-entry / Re-occupancy / Relocation Support

The ability to conduct swift and efficient re-entry and re-occupancy operations will directly influence the ability of impacted jurisdictions, host communities, and displaced evacuee re-entry operations to manage or limit access to incident affected areas. In many cases, depending on the scope of the physical damages to the impacted area, evacuees are able to return to their homes, businesses, and facilities. However, the absence of services (e.g., lifeline infrastructure, healthcare, schools) within the impacted jurisdictions and/or presence of hazards (e.g., contamination, debris) may preclude certain populations from returning to their pre-disaster residences. While re-entry and re-occupancy operations are the responsibility of state and local authorities, federal support may be provided under certain circumstances. Under the Stafford Act, the President may provide transportation assistance to relocate displaced individuals.

The President may provide transportation assistance to relocate individuals displaced from their pre-disaster primary residences as a result of an incident declared under this Act or otherwise transported from their pre-disaster primary residences under section 5170b(a)(3) or 5192 of this title [Sections 403(a)(3) or 502], to and from alternative locations for short or long-term accommodation or to return an individual or household to their pre-disaster primary residence or alternative location, as determined necessary by the President. – Stafford Act

Re-entry operations, in damaged areas, may involve the structured, phased, and/or limited access to their property to check on or maintain property and or critical infrastructure owners/operators to perform restoration functions (e.g., daytime only access). A Phased Re-entry operation refers to the process of granting access to an incident site and other restricted areas by aligning response and recovery personnel and other affected stakeholders (e.g., local business owners, utility operators, community members) into functional groupings, and managing re-entry via defined access levels (sometimes referred to as “tiers”).

### Concept Approach to Re-entry by Phase

Marked by the coordinated movement of first responders and evacuees back into a community once the threat or hazard dissipates and the event causing evacuation ends. Re-entry typically marks the transition to recovery activities.



**Table 22: Concept Approach to Re-entry, by Phase**

Status to Public	Re entry Phase
Red – Closed	Phase 1: Re-Entry Task Forces comprised of state and local response agencies, as well as utility providers, enter the impacted area and contain life-threatening hazards.
Red – Closed	Phase 2a: Once hazards have been contained, life safety operations commence; these include Search and Rescue, emergency medical services, fire suppression, hazardous material control, preliminary damage assessment, animal control/search and rescue, essential relief staff, and immediate utility restoration to critical medical facilities.
Red – Closed	Phase 2b: Allows the entrance of those from the public and private sector to support the reestablishment of critical infrastructure systems; these include petroleum and food distributors, non-emergency medical facilities (such as dialysis centers), pharmaceutical providers, members of the media, medical facility support staff, and local government essential workers.
Yellow – Partially Open	<b>Phase 3:</b> Citizens who reside, own property, or own businesses in the impacted area can re-enter.
Green – Open	<b>Phase 4:</b> Allows the public to access all or portions of the impacted area, as determined by local officials. Access may be restricted to daylight hours as the recovery process continues.

### Federal Re-entry and Re-occupancy Support Timelines

Re-entry and re-occupancy timelines will be dictated by incident-specific factors as well as decisions made by state and local authorities, making it difficult to determine precisely when re-entry and re-occupancy operations will take place. However, understanding that re-entry and re-occupancy operations correlate with the movement of evacuees out of sheltering and temporary housing options, it is prudent to synchronize federal re-entry and re-occupancy support with the timelines for sheltering, temporary housing, and sustainable housing as outlined by the Catastrophic Sheltering and Temporary Housing Concept of Operations.<sup>22</sup> The synchronization of federal re-entry and re-occupancy support with sheltering and housing operations will allow decision-makers at all levels of government to anticipate the timelines for when federal support may be provided rather than relying on decisions rendered through crisis action planning.

### When to Initiate Federal Support

In the aftermath of an incident, re-entry and re-occupancy operations may be initiated almost immediately—especially for jurisdictions that may have been minimally impacted by the incident.

<sup>22</sup> FEMA Catastrophic Sheltering and Temporary Housing Concept of Operations DRAFT – July 2016. Current reference is the Catastrophic Housing Annex.

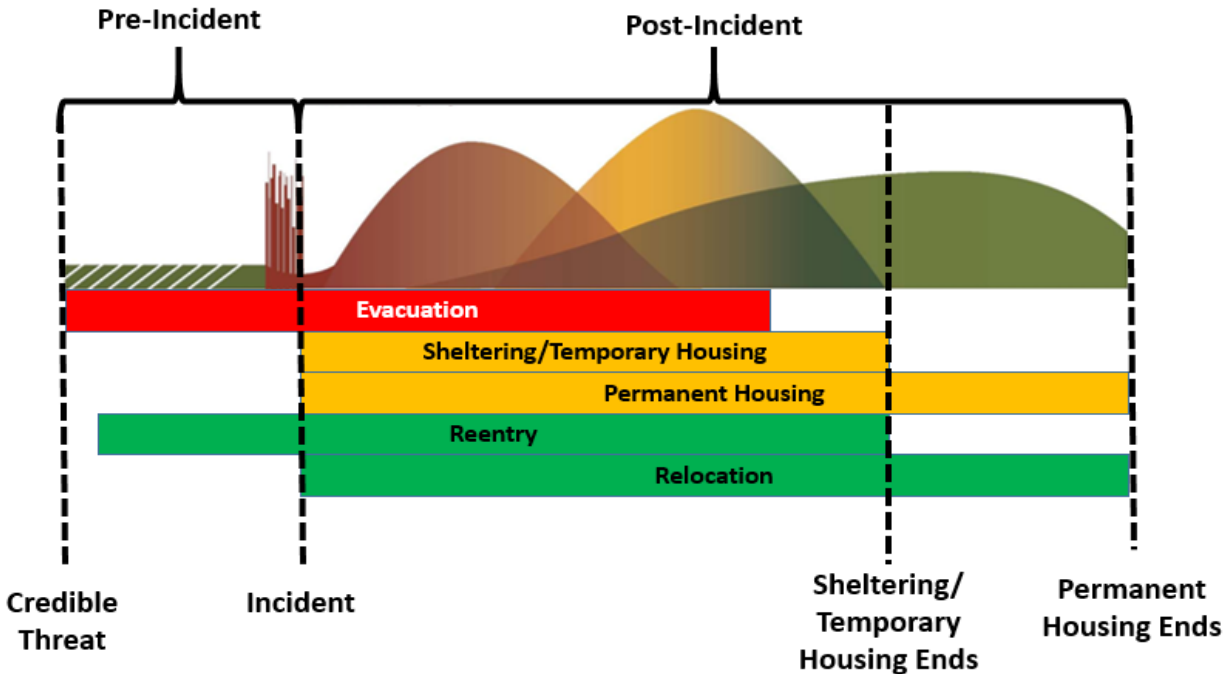


Figure 15: Evacuation, Re-entry and Relocation Phasing

Federal re-entry and re-occupancy support may be made available as soon as survivors are permitted to return to their pre-disaster residences or are directed to seek alternative long-term housing options.

While the initiation of re-entry and re-occupancy operations by state and local authorities alone should not be a sufficient condition to warrant federal support, it should be a necessary condition to be considered alongside a pre-determined trigger.

Under certain circumstances, it may be possible for federal re-entry/re-occupancy support to be provided when an incident does not materialize. For example, jurisdictions that have issued preemptive evacuation orders may be able to reenter the evacuated area when the threat/hazard dissipates.

The synchronization of federal re-entry/re-occupancy support may be provided in both pre- and post-incident environments.

In general, short-term and intermediate recovery will focus on supporting congregate and non-congregate sheltering and temporary housing respectively—operations that inherently provide temporary support—until survivors can either return to their pre-disaster residences or permanently relocate to alternative sustainable housing options.

In contrast, long-term recovery efforts primarily provide permanent housing solutions to survivors who are unable to return to their pre-disaster residences.



## Cost-Benefit Analysis

The conduct of swift and efficient re-entry, re-occupancy, and relocation operations directly correlate with the rate at which communities and survivors can recover from an incident, therefore the fundamental purpose of requesting federal re-entry, and re-occupancy support is to expedite recovery operations. Though the process of re-entry/re-occupancy may be expedited with federal support, the added recovery benefits may be nullified by the additional costs associated with employing federal assets. Decision-makers must determine at what point the marginal utility gained from expedited re-entry/relocation operations justifies the additional costs associated with the employment of federal assets. For example, in some instances it may be more sensible for state and local assets to take multiple trips to transport evacuees rather than requesting federal support.

A slow rate of re-entry and re-occupancy, as well as community restoration, encourages community deterioration. Decision-makers must ensure that the rate of re-entry and re-occupancy is sufficient to offset dilatory forces. Unfortunately, there is currently no metric that accurately reflects the needed rate in the aftermath of an incident. The resiliency of a particular community is influenced by a myriad of factors (e.g., community preparedness), which will need to be assessed at the time of the incident. As a result, it may be difficult to consistently assess when and how much federal support is required in order to mitigate the impacts resulting from delayed re-entry and/or re-occupancy operations.

## Cost-benefit Analysis Factors

Costs associated with continued evacuation/sheltering operations (e.g., loss of tax base, increased burden on host-communities).

Hazardous conditions within the impacted jurisdiction (e.g., inaccessibility due to flooding, infrastructure damage, interrupted utilities, absence of lifesaving, life-sustaining, and community restoration services/resources).

Status of infrastructure within the impacted jurisdiction to support schools, healthcare services, social services, and basic societal functions (e.g., primary health care, childcare, grocery stores, banks, dialysis centers).

Identification and availability of transportation resource, including accessible record.

## Considerations for Re-entry

**Table 23: Re-entry Considerations**

Considerations for Re entry
After an incident, the safety of returning evacuees must be the top priority for state and local officials regardless of the costs associated with continued evacuation and sheltering operations.
After an incident, the safety of returning evacuees must be the top priority for state and local officials regardless of the costs associated with continued evacuation and sheltering operations.
State and local officials must plan for coordinated re-entry operations, which will enable the process of safely returning evacuees to their place of residence, business, or facility in order to facilitate the recovery process.

Failure to adequately address safety and health issues during the process of re-entry may place added burden on affected communities and increase risks of illnesses and injuries, accidental deaths, and costs associated with continued evacuation and sheltering operations.
Re-entry operations may be time-phased by geographic area (e.g., by county/parish) or risk-based (e.g., permit full re-entry once major risks are mitigated).
To ensure that government-assisted evacuees receive appropriate support services (including those related to the tracking, transportation, and reunification of evacuees with their families, animals, and belongings); a tracking system, or mechanism to share data among tracking systems, must be put in place, as early as possible.
Many evacuees will be able to return to the impact jurisdiction using the same resources used to originally evacuate, but other evacuees may require support to return.
Evacuees may require respite care and life sustaining supplies during re-entry operations, which could include resting areas, food and hydration, medical care and consumable medical supplies, with identical support for their animals, including household pets and service and assistance animals.
Re-entry to a disaster-impacted jurisdiction may be allowed by authorities for local residents to assess damage to their homes, retrieve personal belongings, or secure their property. However, some residences may be found to be not suitable for re-occupancy because of damage, structural or safety concerns. As a result, these evacuees may have to stay in temporary shelters longer or permanently relocate to alternate housing.
Various factors (e.g., financial resources, community infrastructure) will determine whether evacuees choose to return once re-entry is permitted.
Individuals without a fixed residence may require health and social services support to facilitate re-entry to their jurisdiction of origin.
In some instances, re-entry to an impacted jurisdiction may not be possible, which will require some or all evacuees to permanently relocate.

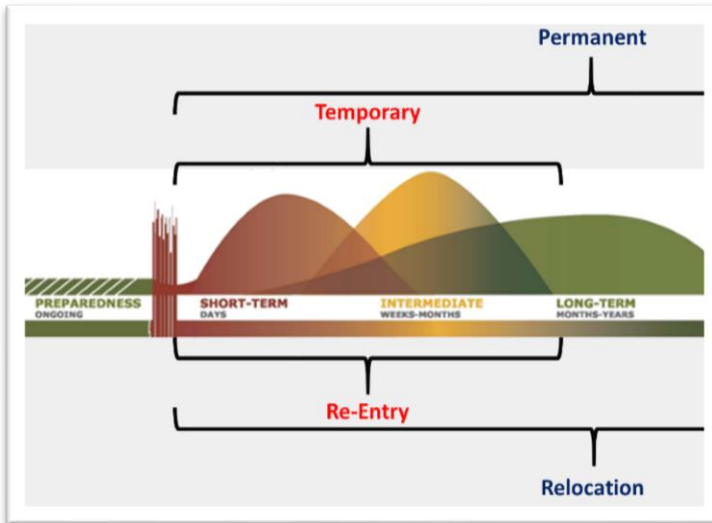
Various factors (e.g., financial resources, community infrastructure) will determine whether evacuees choose to return once re-entry is permitted. Approximately 17 percent (255,000) of the total Hurricane Katrina evacuation population did not return to Louisiana and relocated to another state. Hurricane Maria re-entry/relocation numbers are unknown at this time for Puerto Rico evacuees.

## Relocation Assistance

Recognizing that evacuees in temporary sheltering and temporary housing will need to return to their pre-disaster residences or move into alternative permanent housing solutions, provisions for both re-entry, and re-occupancy support should be available. However, once temporary sheltering and temporary housing operations conclude (i.e., short-term and intermediate recovery), the posture of federal support is no longer directed at returning evacuees to their pre-disaster residences. Instead, federal support will exclusively be directed towards the *relocation* of survivors from sheltering and temporary housing into permanent housing solutions.

## Alternate Solutions

Stafford Act Disasters resulting from hurricanes, flooding, and most recently wildland fires in CA have had a severe impact on housing resources particularly in areas that had limited stock of rental/housing to begin with. As a result, FEMA and affected SLTT, are exploring innovative alternative housing options.



A sample of alternative housing options include:

- Purchasing RV units from previous DR contracts to offset contracting timeline for purchase.
  - Adding language to contracts allowing for transfer of assets to other DRs.
  - Proposing grants through recent amendments to Section 408 of the Stafford Act to provide for innovative housing units such as tiny homes and log cabins for pre-disaster renters as affordable permanent housing.
- Utilizing resilience activities under Section 428 of the Stafford Act.

**Figure 16: Relocation and Permanent Housing Support Synchronization**

## Permanent Solutions

Legal conditions for Permanent Housing Construction are found in Section 408(c)(4) of the Stafford Act. Specific conditions:

- FEMA to provide facts that demonstrate that no alternative housing resources are available; and
- Temporary Housing Assistance (including Direct Temporary Housing Assistance is unavailable, infeasible, or not cost effective.

For additional information on Long-Term Housing requirements, refer to the National Risk and Capability Assessment National Capability Targets, National Risk and Capability Assessment

February 3, 2020

## Appendix 8: Authorities and Guidance

The authorities applicable to this annex are consistent with those outlined within the Response and Recovery Federal Interagency Operational Plans (FIOPs). Nothing in this annex alters or impedes the ability of federal agencies to carry out their respective authorities and associated responsibilities under law. This annex does not create new authorities nor change existing ones.

To avoid delay, federal agencies may take appropriate independent emergency actions within the limits of their statutory authority to protect the public, mitigate immediate hazards, and gather information concerning the emergency. Authorities specifically applicable to this annex include those in the following tables.

**Table 24: Statutory and Regulatory Evacuation Authorities**

Title	Description
Federal Evacuation Assistance – 42 U.S.C. § 5192	<p>Authorizes the President to:</p> <p>Direct any federal agency, with or without reimbursement, to utilize its authorities and the resources granted to it under federal law (including personnel, equipment, supplies, facilities, and managerial, technical, and advisory services) in support of state and local emergency assistance efforts to save lives, protect property and public health and safety, and lessen or avert the threat of a catastrophe, including precautionary evacuations.</p> <p>Coordinate all precautionary evacuation-related disaster relief assistance (including voluntary assistance) provided by federal agencies, private organizations, and state and local governments.</p>
FEMA’s Role in Evacuations – 6 U.S.C. § 314 (a) (9) (C)	<p>States that FEMA will lead and support the Nation in a risk-based, comprehensive emergency management system of response, by conducting emergency operations to save lives and property through positioning emergency equipment, personnel, and supplies, through evacuating potential victims, through providing food, water, shelter, and medical care to those in need, and through restoring critical public services.</p> <p>FEMA will also reimburse eligible evacuation expenses through the Public Assistance Program, per FP 104-009-2, Public Assistance Program and Policy Guide, January 2018. Specific policies include Chapter 2. V.H. – Cost Eligibility, Mutual Aid; Chapter 2.V.L. – Cost Eligibility, Donated Resources; and Chapter 2. VI.B.10. –Emergency Work Eligibility, Evacuation, and Sheltering.</p>
Host-State Evacuation and Sheltering 42 U.S.C. §§5191-5193, as amended, and implementing regulations at 44 CFR Part 206, Subparts B, G and H.	<p>Establishes the procedures for reimbursing host-States for the cost of evacuation and sheltering support that they provide to impact-States when requested to provide such support by the impact-State or FEMA.</p>
Animal Evacuations – 42 U.S.C. § 5170b	<p>Authorizes federal support for the rescue, care, shelter, and essential needs for household pets and service animals once a federal disaster declaration has been made.</p>

Title	Description
Disability Integration During Evacuation – 6 U.S.C. § 321b	FEMA, through its statutorily required Disability Coordinator, is responsible for ensuring the coordination and dissemination of best practices and model evacuation plans for individuals with disabilities. The Disability Coordinator promotes the accessibility of telephone hotlines and websites regarding emergency preparedness, evacuations, and disaster relief and ensures the availability of accessible transportation options for individuals with disabilities in the event of an evacuation. The Disability Coordinator provides guidance and implements policies to ensure that the rights and wishes of individuals with disabilities regarding post-evacuation residency and relocation are respected.
Inclusion of Evacuation as Catastrophic Incident – 6 U.S.C. § 701(4)	Expands the definition of “catastrophic incident” to include mass evacuations.
Information-Sharing with Law Enforcement Agencies – 6 U.S.C. § 727	Permits the FEMA Administrator, in the event of an evacuation, sheltering, or mass relocation, to disclose information in any individual assistance database to any law enforcement agency in order to identify illegal conduct or address public safety or security issues, including compliance with sex offender notification laws.
Evacuation of U.S. Citizens Abroad	Per Executive Order 12656, the U.S. Department of State (DOS) is responsible for the “protection or evacuation of United States citizens and nationals abroad and safeguarding their property abroad, in consultation with the Secretaries of Defense and Health and Human Services.”
Evacuation of Foreign Nationals	Each foreign consulate/mission within the U.S. is responsible for repatriation services for its own citizens while they are in the U.S. The DOS role in supporting the evacuation of foreign nationals is limited to: Serving as a liaison between the consulate/mission and the state or local government if a foreign consulate/mission is unable to connect with an impacted jurisdiction; and Ensuring foreign dignitaries continue to receive the privileges and protections outlined in the Vienna Convention on Diplomatic Relations of 1961.
Surrender of Firearms – 42 U.S.C. § 5207 Limitation	Nothing in this section shall be construed to prohibit any person in subsection (a) from requiring the temporary surrender of a firearm as a condition for entry into any mode of transportation used for rescue or evacuation during a major disaster or emergency, provided that such temporarily surrendered firearm is returned at the completion of such rescue or evacuation.
Public Health Service Act	Authorizes the U.S. Department of Health and Human Services (HHS) Secretary to lead all federal public health and medical responses to public health emergencies and incidents covered by the National Response Framework.
DOD	Is congressionally authorized, funded, equipped and structured for evacuation of active duty military patients, (approximately 18-60 years of and age).
Americans with Disabilities Act	As amended, addresses civil rights in public accommodation in public places such as businesses, restaurants, buses, etc.
National Response Framework (NRF)	National Response Framework establishes HHS as the Emergency Support Function ESF #8 Public Health and Medical Services coordinator for medical surge support including patient movement.

Title	Description
Robert T. Stafford Disaster Relief and Emergency Assistance Act	As amended by the Pets Evacuation and Transportation Standards Act and the Post-Katrina Emergency Management Reform Act, establishes in §403 that the “eligible work” for which a state can be reimbursed includes “evacuation, rescue, shelter, and essential needs of household pets and service animals and their owners.” As such, §502, Direct Federal Assistance, may be interpreted as authorizing FEMA to provide rescue, care, shelter, and essential needs for individuals with household pets and service animals, and to the household pets and animals themselves following a major disaster or emergency.
Animal Health Protection Act	As amended, authorizes the Secretary of Agriculture to restrict the importation, entry, or further movement of animals for reasons of livestock pest or disease control, or humane treatment, as well as related activities, including quarantine.
Animal Welfare Act	As amended, and associated regulations, require that federally established standards of care and treatment be provided for certain warm-blooded animals bred for commercial sale, used in research, transported commercially, or exhibited to the public.
Health Research Extension Act	Requires all federal grantee institutions to have disaster plans that address both the well-being of animals and personnel during unexpected events that compromise ongoing animal evacuation.
Marine Mammal Protection Act	As amended, establishes procedures, practices, and guidance for rescuing and rehabilitating stranded marine mammals. Contingency plans for rehabilitation hospitals must include evacuation or sheltering in place for emergency events.
Fair Housing Act	As amended, requires provisions for reasonable accommodations and modifications to housing policies (e.g., no pet fees, pet deposits, or pet rent) for animals that serve individuals with disabilities including in the aftermath of disasters.
Air Carrier Access Act	As amended, requires carriers to permit service animals to accompany passengers with a disability (with some caveats for “unusual or exotic” service animals), addresses emotional support and psychiatric service animal transport in aircraft cabins, and provides guidance on carrying service animals.

**Table 25: Evacuation Guidance Documents**

Title	Description
National Mass Care Strategy	Multi-agency reunification services plan template (May 2015)
National Fire Protection Association	1616: Standard on Mass Evacuation, Sheltering, and Re-entry Programs
National Alliance for State Animal and Agricultural Emergency Programs	Emergency programs, best practices working group documents, including: Animal Evacuation and Transportation Best Practices Species Evacuation and Transport Guide Emergency Animal Sheltering Best Practices

Title	Description
Public Assistance Program and Policy Guide (PAPPG), Version 4, Effective June 1, 2020	Provides an overview of eligible PA Program to include evacuation and emergency sheltering of survivors and their household pets and service and assistance animals. A list of eligible activities, services, and costs are included. 236 44 C.F.R. §§ 206.225(a)(2) and 206.202(c) and (d).Page 121
PAPPG V4, Effective June 1, 2020	Provides information on Host-State or Host-Tribe Agreement pursuant to the terms and conditions in 44 C.F.R § 206.44, FEMA State Agreement. Reimbursement for eligible costs are detailed. 239 44 C.F.R. § 206.202(f)(1)(i). 240 44 C.F.R. § 206.208(c)(3). 241 44 C.F.R. § 206.202(f)(1)(ii).
Regional Institute for Community Policy	Developing a local all-disaster animal evacuation and sheltering plan
FEMA Policy Directive #123-29: Disability Integration and Coordination	Provides the definitions of the terms access and functional needs and individual with a disability.
Zoo Animal Health Network	Animal Transportation and Evacuation Annex
HHS	Technical resources, assistance center, and information exchange; disaster veterinary issues
HHS, National Institutes of Health, Public Health Service Office of Laboratory Animal Welfare	Policy on humane care and use of laboratory animals
Department of Housing and Urban Development (HUD)	Fair Housing and Equal Opportunity Notice 2013-01, Subject: Service Animals and Assistance Animals for People with Disabilities in Housing and HUD-funded Programs (Issued: April 25, 2013)  Department of Justice, Civil Rights Division, Frequently Asked Questions About Service Animals and the Americans with Disabilities Act (July 25, 2015)
Department of Transportation	Service Animal Definition Matrix—Air Carrier Access Act vs. Americans with Disabilities Act (July 1, 2016)
National Academies, National Research Council, Division on Earth and Life Studies, Institute for Laboratory Animal Research	Guide for the Care and Use of Laboratory Animals, Eighth Edition
NOAA National Marine Fisheries Service	Best Practices for Marine Mammal Response, Rehabilitation, and Release
National Emergency Repatriation Plan (NERP)	Defines federal emergency repatriation roles and responsibilities, outlines planning considerations, and establishes procedures for implementation of federal U.S. Repatriation Program emergency operations in the continental United States
Appendix X: Emergency Repatriation	Provides an overview of relevant information contained in the NERP
Defense Production Act (DPA)	DPA is the primary source of Presidential authorities used to expedite and expand the supply of critical resources from the U.S. private sector to support national defense (broad definition of



Title	Description
	<p>national defense includes emergency preparedness activities, including most homeland security programs. Emergency preparedness activities, a component of national defense, includes measures designed or undertaken to:</p> <p>Prepare for or minimize the effects of a hazard upon the civilian population;</p> <p>Deal with the immediate emergency conditions that are created by the hazard; and</p> <p>Effect emergency repairs to, or the emergency restoration of, vital utilities and facilities destroyed or damaged by the hazard.</p> <p>The Priorities Authority can be used in procurement contracts for resources and services. This authority puts the government at the head of the line over other competitors for both resources and services needed to respond to incidents such as mass evacuations. Implemented through issuance of procurement contracts to the private sector, this authority could be used during a mass evacuation event for activities including lodging for survivors and responders, fuel and related transportation services, and general support for mass care operations</p>

## Appendix 9: Execution Tasks

The following table documents all execution tasks related to federal evacuation support detailed in the 2016 Response and Recovery Federal Interagency Operational Plans (FIOPs). No new tasks have been developed during the Federal Evacuation Support Annex (FESA) planning process, as the annex is not threat/hazard-based. Future development or revision of incident-specific annexes to the Response and Recovery FIOPs should include new and/or validate existing evacuation tasks based on incident-specific planning factors.

**Table 26: Execution Checklist**

Emergency Support Function	Agency	Task
#1	DOT	Provide transportation technical assistance and analysis for accessible evacuation operations and evacuation route conditions.
#1	DOT	Facilitate coordination between SLTT and federal responders regarding the impact of outflow of persons and traffic on the entry of response teams and supplies into the affected area.
#1	USCG	Coordinate evacuations across bodies of water and coordinate the disposition of those assisted by search and rescue teams to appropriate evacuation locations.
#1	DOT	In conjunction with FEMA, coordinate evacuation routes with SLTT agencies and determining the status of transportation infrastructure to be used for evacuation.
#1	TSA	Assist federal, SLTT planners to assess and validate multimodal transportation security needs for mass evacuation.
#1	TSA	Assist airport operators in the development of airport security plans; provide regulatory oversight; and coordinates federal aviation security activities.
#1	TSA	Notify airport operators and transportation stakeholders of threats to the transportation sector.
#1	TSA	Provide mass evacuation transportation security and law enforcement technical assistance and resources to federal and SLTT mass evacuation planners, airports, and transportation providers consistent with and to ensure compliance with federal transportation security guidelines and directives.
#1	DOT	Coordinate with airlines and airports to determine when air operations are likely to be suspended and prioritizing which airports are critical for evacuations, ensuring these airports are operational for as long as possible (applies only to functions for which DOT is responsible).
#1	DOT	Monitor and report damage to the transportation system and infrastructure.
#1	DOT	Issue applicable regulatory waivers.
#1	DOT	Provide air navigation services (e.g., air traffic control, flow management, temporary flight restrictions) needed to enable evacuation and other response air operations.
#1	DOT	Monitor ground, air traffic, and determine potential evacuation routes.
#1	DOT	Assist in the development of evacuation plans for major metropolitan areas, in conjunction with the local jurisdictions.

Emergency Support Function	Agency	Task
#1	DOT	Dispatch staff to the NRCC, RRCC(s), JFO(s), and Evacuation Liaison Team.
#1	DOT	Coordinate with ESEFs #5, #6, #8,11 and SLTT governments; the private sector; and voluntary organizations to identify and deploy capabilities to transport identified populations.
#1	DOT	Activate the Evacuation Liaison Team to support coordination with SLTT governments and nonprofit and private sector participants.
#1	DOT	Provide transportation coordination and analysis for evacuation operations and evacuation route conditions.
#1	DOT	Coordinate with DHS to initiate emergency permit and waiver requests to facilitate evacuation, including: (1) Temporary relief from specific safety regulations to allow direct response or relief transportation services to continue to a declared disaster or emergency from the Federal Motor Carrier Safety Administration; (2) Truck size and weight limit permits from state Departments of Transportation; (3) Jones Act waivers from DHS; and (4) Fuel quality waivers from EPA.
#1	DOT	Identify evacuation shortfalls and outstanding transportation needs.
#1	DOT	Coordinate with federal departments and agencies to determine evacuation support requirements.
#1	DOT	Inventory and make available cargo and passenger aviation assets and report availability to the Movement Coordination Center (MCC) in the NRCC to read inventory and report availability to the MCC.
#1	TSA	Deploy federal Air Marshals Transportation Security Advanced Team to affected airports.
#1	DOT	Support SLTT governments in evaluating evacuee reception capabilities throughout the impacted area and surrounding region.
#1	DOT	Support SLTT governments in coordinating transportation assets, including accessible transportation at reception sites to transport evacuees to appropriate shelters.
#1	DOT	Develop requirements for manifesting evacuees.
#1	DOT	Coordinate with the energy industry to ensure fuel is available to responders and individuals along the evacuation route. Private sector fuel distributors identify specific retail outlets to remain open and dispense fuels to emergency responders and/or evacuees.
#1	DOT	Identify shortfalls and use additional capabilities to transport identified populations, support required pet evacuation capabilities, and provide reception capabilities throughout the impacted area and surrounding region while maintaining tracking of evacuees.
#1	DOT	Coordinate evacuation routes with SLTT departments and agencies; private sector and voluntary organizations.
#1:	DOT	Coordinate the impact of outflow of evacuating persons and the transportation requirements for the entry of response teams and supplies into the affected area.

Emergency Support Function	Agency	Task
#1	TSA	Develop and implement, in concert with state and federal partners, contingency air traffic and airspace management measures (e.g., Temporary Flight Restrictions) to support critical response aviation operations such as search and rescue, evacuation, etc.
#1	DOT	Provide planning assistance to the states for the evacuation of household pets.
#1	DOT	Provide resources and coordinate support to SLTT evacuations of the affected population.
#3	USACE	Ensure debris removal and clearance of evacuation routes.
#3	USACE	Provide support to repair damages to roads, bridges, and other structures along evacuation routes.
#3	USACE	Coordinate the planning and execution of evacuations across the navigable waters of the United States and major metropolitan areas, including evacuation plans for individuals with access and functional needs, such as individuals with disabilities.
#3	USACE	Provide public works and engineering-related support to activities relating to the debris clearance of evacuation routes.
#3	USACE	Advise state/local representatives on the safety of infrastructure to support re-entry decision making.
#5	NOAA	Provide weather-related information for the area being evacuated and along evacuation routes and assists with public communication through use of the Emergency Alert System (EAS).
#5	FEMA	Assist in the development of evacuation plans for major metropolitan areas, in conjunction with the local jurisdictions.
#5	FEMA	Provide situational awareness and coordination of mass evacuation efforts.
#5	FEMA	Develop requirements for manifesting evacuees.
#5	FEMA	Support federal evacuation support actions, as requested.
#5	FEMA	Conduct continuous adaptive planning at the national level to facilitate a coordinated response to the incident. Plans for the delivery of required resources, the next response period, and the evacuation of survivors are examples of the type of planning taking place.
#5	FEMA	Provide reports on the status of evacuation, repopulation, and transportation to support shared situational awareness and the common operating picture. Coordinate with SLTT entities, private sector, and voluntary organization transportation service providers to ensure that vehicles and vehicle operators are available and are dispatched to pick-up points.
#5	FEMA	Provide support to coordinate the evacuation of household pets.
#5	FEMA	Geospatially tag incident reports and identify blocked evacuation routes.
#6	FEMA	Provide information and coordination in the nonmedical mass care aspects required for inclusive mass evacuations, including accessible housing and human services, and reunification.

Emergency Support Function	Agency	Task
#6	FEMA/ARC	Coordinate with SLTT entities, as well as the support agencies under #6, to ensure adequate shelter and care facilities are available for receiving evacuees, including individuals with access and functional needs, and those with pets, service or assistance animals, are available for receiving evacuees.
#6	FEMA	Works with assigned Disability Integration Advisor to incorporate local and national disability partners into all areas of mass care.
#6	FEMA	Shares information regarding transport of evacuees to include mode of transportation, destination, number of evacuees and animals being transported, and date/time for expected arrival of evacuees to the Voluntary Agency providing shelter services in the receiving city as soon as possible prior to the evacuation.
#6	FEMA	Work with state lead agencies for mass care prior to, during, and after an incident to identify potential host-states.
#6	FEMA	Work with Voluntary Agencies and the state-designated lead agencies for mass care to provide mass care services, ensuring that resources are available to support federal evacuation efforts in receiving states.
#6	FEMA	Ensure federal resources are available to support accessible feeding and sheltering along the evacuation route.
#6	FEMA	Provide information directly to Voluntary Agencies providing sheltering support to family members accompanying National Disaster Medical System (NDMS) evacuees on the number of family members being evacuated, when, where and in which city they will be arriving.
#6	FEMA	Provide support to SLTT evacuation efforts by facilitating requests for food and shelter supplies, and security in support of mass evacuations.
#6	FEMA	Voluntary Agency Liaisons will coordinate with voluntary agencies affiliated with National Voluntary Organizations Active in Disaster, other nongovernmental organizations, and private-sector entities for federally supported evacuation in affected and receiving states.
#6	NVOAD	Provide support to mass care operations in affected states.
#6	Red Cross	Coordinate with FEMA to ensure that adequate information is available about shelters and for coordinating the receipt of evacuees at various shelter locations.
#6	Red Cross	Provide Mass Care liaison staff to work at FEMA locations to work with state lead agencies for mass care and FEMA in order to facilitate resource requests in support of federal evacuations and provides information on mass care.
#6	FEMA	Provide staff and support for identifying housing for evacuees.
#6	FEMA	Identify critical transportation for survivors with disabilities and others with access and functional needs.
#6	FEMA	Support mobilization and implementation of mechanisms to track the movement of evacuees, resources, household pets, individuals with service and assistance animals, medical equipment, and luggage.
#6	FEMA	Provide mass care support to survivors at embarkation, debarkation, and reception centers, evacuation transportation hubs, post-decontamination areas, etc., to make sure that basic needs are met, including hydration and feeding, tracking, medical needs, and information.

Emergency Support Function	Agency	Task
#6	FEMA	Provide resources, subject matter expertise, and coordination with other FEMA components and Emergency Support Function #6 partners to support mass evacuation activities and ensure the safe evacuation of household pets and service and assistance animals. (Note: Evacuees who have chronic medical conditions may be evacuated with the general population. For evacuations of patients, refer to Emergency Support Function #8.)
#6	FEMA	Provide relocation assistance for the smooth transition of survivors from sheltering and interim housing (including physically accessible interim housing for individuals with disabilities) to permanent housing as quickly as possible, and if applicable, coordinate with ESF#10 on status of any Emergency Support Function #10 oil/chemical response actions that may be needed before allowing residents to return home.
#6	FEMA	Support the evacuation of survivors who exceed the capacity of existing or projected shelter spaces, when appropriate.
#6	FEMA	Provide a mass care/emergency assistance evacuee support liaison for federal evacuation support planning in coordination with SLTT governments.
#6	FEMA	Provide evacuee support (e.g., support for registration and tracking of evacuees and mass care for evacuation operations).
#6	FEMA	Activate and deploy pre-identified personnel/teams and other resources to identify immediate mass care/emergency assistance requirements for the affected area, and coordinate with logistics to support requirements.
#6	FEMA	Collect, analyze, monitor, and report on the status of mass care services activities, including: <ul style="list-style-type: none"> <li>– Sheltering</li> <li>– Feeding</li> <li>– Support services to individuals with disabilities, individuals with LEP, and others with access and functional needs</li> <li>– Distribution of emergency supplies</li> <li>– Household pet and service animal support missions (e.g., rescue, transportation, shelter, reunification, care, essential needs)</li> <li>– Requirements related to children in mass care facilities</li> <li>– Evacuee Support</li> <li>– Reunification Services</li> </ul>
#6	FEMA	Coordinate, alert, and deploy federal mass care resources to support mass care services activities, including sheltering; feeding; distribution of emergency supplies; support to individuals with disabilities, individuals with LEP, and others with access and functional needs, children, household pets, and service and assistance animals; reunification services; and mass evacuee support. Also, support voluntary agency coordination and unsolicited donations and unaffiliated volunteer management.
#6	FEMA	Identify shelter requirements for evacuees in coordination with evacuation planners and mass care providers.
#6	FEMA	Determine SLTT patient transportation capabilities.
#6	FEMA	Identify general population shelters as close to the embarkation and debarkation points as safely possible.

Emergency Support Function	Agency	Task
#6	FEMA	Identify resources to meet household pets and service and assistance animals' evacuation requirements in coordination with ESF#11 and #1. Determine the distance and number of household pets and service animals that will be evacuated.
#6	FEMA	Provide information for and coordination of mass care and emergency assistance and human services support for non-medical needs evacuees when requested by the state.
#6	FEMA	Coordinate available federal, private sector, and voluntary organization resources to support feeding and sheltering along evacuation routes.
#6	FEMA	Initiate capabilities to support the tracking of evacuee movement and reunification services through FEMA in coordination with the private sector and NGOs (where appropriate).
#6	FEMA	Coordinate with FEMA Regions to assist/support state emergency evacuation (as requested by the state).
#6	FEMA	Mobilize mass evacuee support staff, including food, hydration, information, and reunification, as well as assist with tracking the movement of evacuees, household pets, luggage, and durable medical equipment through deployment of the National Mass Evacuation Tracking Systems, if requested.
#6	FEMA	Support mobilization and implementation of mechanisms to track the movement of evacuees, resources, household pets, individuals with service and assistance animals, medical equipment, and luggage.
#6	FEMA	Initiate capabilities to support tracking of evacuee movement and providing mass care, access and functional needs support, support to household pets, service and assistance animals, and reunification services.
#6	FEMA	Coordinate available federal, private sector, and voluntary organization resources to support feeding and sheltering along evacuation routes.
#6	FEMA	Develop a strategy for allowing the population to return to the affected area without disrupting response operations or putting strain on local resources (e.g., feeding, sheltering, power distribution, roads, fuel, and security).
#6	FEMA	Determine that the affected area is safe for individuals to return and that the infrastructure can sustain a return of the population.
#6	FEMA	Coordinate the transportation of evacuees back to the affected area and provide vehicles, including accessible vehicles.
#6	FEMA	Determine housing options, including return to affected areas, for evacuees temporarily displaced to locations away from the home of record.
#6	FEMA	Develop an initial temporary housing strategy to transition survivors from congregate to non-congregate alternatives and provide relocation assistance or interim housing solutions for households unable to return to their pre-disaster residence.
#6	NVOAD	Provide support to mass care operations in affected states through information sharing and communication with the state/local voluntary agency counterparts.
#7	FEMA	Provide goods and services to support evacuation efforts and transportation services.



Emergency Support Function	Agency	Task
#7	GSA	Provide staff for and support to mobilization centers when authorized by a FEMA mission assignment.
#7	FEMA LOG	Develop plans with ESF#6 partners to provide life-sustaining and human services to the affected population, to include hydration, feeding, sheltering, temporary housing, evacuee support, reunification, and distribution of emergency supplies.
#7	FEMA LOG	Provide goods and services to support evacuation efforts and transportation services and coordinate logistical support for medical teams to support field operations.
#7	FEMA LOG	Coordinate with FEMA/Office of Response and Recovery concerning federal evacuation support actions, as required.
#7	GSA	Provide a variety of support to include, but is not limited to, the following: emergency leasing for space/facilities, commodity support, and transportation services.
#7	GSA	Support the Response Directorate with the return of evacuees, as required.
#8	HHS	Coordinate medical transportation support (including patient evacuation) with other federal departments and agencies.
#8	HHS	Activate the NDMS to allow for patient movement, Federal Coordinating Center reception and definitive care in National Disaster Medical System health service facilities.
#8	HHS	Convene the ESF #8 Patient Movement Coordination Call to determine which Aerial Ports of Embarkation/Aerial Ports of Debarcation and Federal Coordinating Centers will be used for patient evacuation and reception.
#8	HHS	Coordinate the federal support for patient movement (e.g., operational coordination of patient evacuations and planning for return of patients following the incident) with SLTT and territorial jurisdictions.
#8	HHS	Assess short-term medical treatment needs of incident-area population and evacuees.
#8	HHS	Implement a strategy for medical patient repatriation as health service facilities in the affected area return to service.
#9	FEMA	Ensure rescuees are provided evacuation opportunities.
#10	EPA	For incidents where oil or hazardous materials contaminate transportation infrastructure or routes, help to identify safe evacuation and ingress routes; assess the nature and extent of contamination; and clean up and/or decontaminate infrastructure and routes.
#10	EPA	Provide recommendations and available environmental assessment information to SLTT officials, as appropriate, to support decisions on evacuation/ingress routes and other public protective actions, if applicable.
#10	EPA	Support the identification of safe evacuation and ingress routes and assess the nature and extent of contamination if oil or hazardous materials contaminate transportation infrastructure or routes.
#10	USCG	Provide technical assistance, resources, and coordination support for evacuations that require transportation over bodies of water.

Emergency Support Function	Agency	Task
# 11	USDA	Clarify requests for resources and provide animal subject matter expertise to assist meeting animal response needs (e.g., evacuation and sheltering of animals).
#11	USDA	Provide information and coordination for the evacuation of animals, including household pets, and service and assistance animals.
#11	USDA	Ensure that animal evacuation activities are coordinated among impacted and receiving states and are appropriately communicated to the public.
#11	USDA	Provide technical expertise in support of animal and agriculture emergency management. Facilitate coordination with the public and private sector and NGOs resources to provide surge response capabilities pertaining to animals.
#11	USDA	Provide planning assistance to the states for the evacuation of animals including household pets, and service and assistance animals when mission-assigned.
#11	USDA	Assist with critical needs assessments for animals, including household pets and service and assistance animals, and provide technical support for animal response needs and activities including evacuation support and emergency animal sheltering.
#12	DOE	Coordinate with federal and state governments and the energy industry to provide fuel along evacuation routes and for emergency response vehicles during evacuation.
#13	DOJ	Provide support of SLTT public safety and security measures (e.g., crowd control, traffic direction, and control of contra flow lanes used in evacuations).
#13	DOJ	May assist SLTT governments with the following evacuation-related functions: <ul style="list-style-type: none"> <li>- Security assessments of pre-identified transportation facilities</li> <li>- Site security at designated evacuation locations</li> <li>- Traffic control and/or transportation security duties</li> <li>- Screening of evacuees for prohibited weapons</li> <li>- Force protection</li> <li>- General planning and technical assistance</li> </ul>
#13	DOJ	Coordinate with SLTT authorities to ensure security and traffic/crowd control are provided at staging areas and pick-up points and onboard evacuation vehicles if requested by the SLTT government. It may also provide requested support in such areas as public safety, security assessment, access control, and specialized security resources.
#13	DOJ	Provide support to SLTT law enforcement entities for securing and protecting evacuees at pickup points, in transit, and at mass care sites as needed.
#13	DOJ	Provide liaison with SLTT law enforcement resources and guidance as to the level and types of federal support required to ensure safety and security of evacuation operations.
#13	DOJ	Provide support for security assessments of transportation facilities, site security for evacuation locations, traffic control and security, screening for weapons, force protection, general planning and technical assistance, crowd control at staging areas, pick up points, and onboard evacuation vehicles, public safety and security assessments, access control and other security requirements.
#13	DOJ	On federal property, coordinate with federal agencies to provide security for shelter facilities for evacuees.

Emergency Support Function	Agency	Task
#13	DOJ	Coordinate with SLTT law enforcement as well as ESF#13 to ensure the security of transportation assets used for evacuation.
#13	DOJ	Provide support of SLTT public safety and security measures (e.g., crowd control, traffic direction, and control of contraflow lanes used in evacuations).
#13	DOJ	Support the security of transportation assets used for evacuation.
#13	DOJ	Provide security across all modes of transportation during an incident, including coordinating with private sector transportation entities.
#14	DHS	Assists in analyzing and modeling potential impacts to the electric power, oil, natural gas, and coal infrastructures; identifying market impacts to the economy; and determining the effect a disruption has on other critical infrastructure.
#15	FEMA	Ensures that sufficient federal assets are deployed to the field to provide accurate, coordinated, and timely information to affected audiences.
#15	FEMA	Supports SLTT efforts to ensure that citizens are aware of evacuation routes and resources available to them for the evacuation as well as for registration purposes.
#15	DHS/FEMA	The federal external affairs response will support the SLTT reach of evacuation orders, through accessible broadcast uplink and public service announcement production and distribution; graphics and web support; and alternate formats to meet the needs of all community members coordinated through ESF#15.
#15	DHS/FEMA	Provide accessible public messaging to affected populations of evacuation routes.
#15	FEMA	Ensure that public messaging information on mass evacuation operations and other emergency information is relayed to the affected population in an appropriate and timely manner.
#15	FEMA	Develop and implement accessible and culturally competent communications and outreach strategies in multiple formats for people with disabilities including those who are deaf or hard of hearing, people with limited English proficiency, people with cognitive limitations, and people who do not use traditional media.
#15	DHS/FEMA	Deliver coordinated, prompt, reliable, and actionable information to the whole community through the use of clear, consistent, accessible, and culturally and linguistically appropriate methods to effectively relay information regarding any threat or hazard, as well as the actions being taken and the assistance being made available, as appropriate.
#15	FEMA	Ensure redundancy of communication/public messaging methods so that all members of an impacted community, including persons with disabilities, receive life-saving information regarding evacuation activities. Examples include email, social media messages, American Sign Language interpreted videos, and outbound calls and text messages.
#15	FEMA	Provide critical information to evacuees returning home and strategies to rebuild safer and stronger communities.
#15	FEMA	Coordinates with ESF#14 in support of SLTT governments to assist with direction on evacuations and guidance to families on schools, childcare and juvenile justice facilities, nursing homes, and hospitals.

Emergency Support Function	Agency	Task
ESF#8	VA	When requested, designate and deploy available medical, surgical, mental health, and other health service support assets.
ESF#5	FEMA	Process and coordinate requests for federal and civil transportation support for the movement of goods, equipment, and responders as directed under the National Response Framework.
ESF#5	FEMA	Responsible for ensuring that state and local evacuation plans contain integrated information on transportation operations, debris and vehicle clearance, shelters, and other components and ensuring that these plans are shared with relevant ESFs at the federal, SLTT levels.
ESF#6	FEMA	Provide technical assistance to SLTT and identify resources related to disability integration and non-discrimination.
	FEMA	Provide transport for persons, including individuals who require accessible transportation, provided the individuals meet the following criteria: Evacuees can be accommodated at both embarkation points and at destination general population shelters. Evacuees can travel on commercial long-haul buses, aircraft or passenger trains, or lift-equipped buses. Evacuees do not have medical needs indicating the need for transportation by ESF#8.
	DOD	Provide evacuation support for patient movement under the NDMS on an as-requested/as-available basis when approved by the Secretary of Defense.
	DOD	Provide data on weather and other related environmental conditions for operational area in an evacuation.
	NOAA	Support the Emergency Alert System and provides, in coordination with FEMA, public dissemination of critical pre-event and post-event information over the all-hazards NOAA Weather Radio system, the NOAA Weather Wire Service, and the Emergency Managers Weather Information Network.
	NOAA	Provide near real-time transport, dispersion, and predictions of atmospheric releases that can be used to take protective actions related to sheltering and evacuations.
	NOAA	Provide vital management of the radio frequency spectrum enabling assignment of frequencies quickly to aid response efforts.

## Appendix 10: State Evacuation Authorities

Table 27: State Evacuation Authorities

State	Evacuation Authority and Trigger	Statutory Citation and Text
AK	<p><b>Authority:</b> Governor or an official of a fire department registered with the Alaska Fire Marshall's office</p> <p><b>Trigger:</b> State of Emergency</p>	<p>[AS 18.70.075 and .090]. In Alaska, the authority for ordering a mandatory evacuation rests only with the Governor or an official of a fire department registered with the Alaska Fire Marshall's office Local governments may decide to create a local ordinance to authorize the implementation of evacuations by people other than fire department officials. Mandatory evacuations or evacuations by force are not widely supported in Alaska and should only be discussed in the case of unaccompanied minors, people under the influence of drugs or alcohol, or people unable to make sound decisions due to mental illness or other special considerations.</p>
AL	<p><b>Authority:</b> Governor Local governing body of a political subdivision (but only by direction and under the supervision of the Governor or the State Emergency Management Agency)</p> <p><b>Trigger:</b> State of Emergency</p>	<p><b>Ala. Code § 31-9-6. Powers and duties of Governor with respect to emergency management generally.</b> "In performing his duties under this chapter, the <u>Governor</u> is authorized and empowered: ... (4) To make, amend and rescind the necessary orders, rules and regulations looking to the ... the <u>evacuation</u> and reception of civilian population".</p> <p><b>Ala. Code § 31-9-8. Emergency powers of Governor.</b> "(a) The provisions of this section shall be operative only during the existence of a state of emergency. ... During the period that the proclaimed emergency exists or continues, the <u>Governor</u> shall have and may exercise the following additional emergency powers: .... (4) To provide for and compel the <u>evacuation</u> of all or part of the population from any stricken or threatened area or areas within the state and to take such steps as are necessary for the receipt and care of such evacuees."</p> <p><b>Ala. Code § 31-9-10. Local emergency management organizations; emergency powers of political subdivisions.</b> "... (c) No local governing body of a political subdivision shall have the authority to provide for and compel <u>evacuation</u> of the area except by the direction and under the supervision of the Governor or the State Emergency Management Agency, or both."</p>
AR	<p><b>Authority:</b> Chief Elected Official</p> <p><b>Trigger:</b> State of Disaster Emergency</p>	<p><b>2016 ARCEMP Basic Plan, Pg. 10/11</b> The County Judges, the City Manager of Little Rock, and the Mayor of North Little Rock are the chief elected officials of Arkansas' designated emergency management jurisdictions. Although their roles require providing direction and guidance to constituents during an incident, their day-to-day activities do not necessarily focus on emergency management and incident response. The chief elected official can declare that a state of emergency exists within the jurisdiction so that state disaster relief can be utilized. The chief elected official is also the person who will make a decision to evacuate an affected area should the situation require it.</p>
AZ	<p><b>Authority:</b> Governor</p> <p><b>Trigger:</b> State of Emergency</p>	<p><b>ARS 26-303 Emergency powers of governor; termination; authorization for adjutant general; limitation E.</b> During a state of emergency: 1. The governor shall have complete authority over all agencies of the state government and the right to exercise, within the area designated, all police power vested in the state by the constitution and laws of this state in order to effectuate the purposes of this chapter.</p>
CA	<p><b>Authority:</b> Governor</p> <p><b>Trigger:</b> State of Emergency</p>	<p><b>Emergency Services Act:</b> The Governor, delegates of the Governor, local governing bodies and their designated representatives, statutorily designated law enforcement agents, and statutorily authorized government employees have the authority to restrict the movement of people and property in an emergency situation.</p>

State	Evacuation Authority and Trigger	Statutory Citation and Text
<b>CO</b>	<p><b>Authority:</b> Governor</p> <p><b>Trigger:</b></p>	<p>The authority rests with the Governor to:</p> <p>Direct and compel the evacuation of all or part of the population from any stricken or threatened area within the state if the governor deems this action necessary for the preservation of life or other disaster mitigation, response, or recovery; And</p> <p>Control ingress to and egress from a disaster area, the movement of persons within the area, and the occupancy of premises therein.</p> <p>County Sheriffs have the authority for re-entry into an evacuated area but have no mandatory evacuation authority.</p> <p><i>The authority rests with the Governor to:</i></p> <p><b>C.R.S. 24-33.5-704(7)(e)</b> <i>Direct and compel the evacuation of all or part of the population from any stricken or threatened area within the state if the governor deems this action necessary for the preservation of life or other disaster mitigation, response, or recovery; AND</i></p> <p><b>C.R.S. 24-33.5-704(7)(g)</b> Control ingress to and egress from a disaster area, the movement of persons within the area, and the occupancy of premises therein.</p>
<b>CT</b>	<p><b>Authority:</b> Governor, Department of Public Safety State Police, Mayor, County or City Law Enforcement</p> <p><b>Trigger:</b></p>	<p>Based on information provided by the National Hurricane Center (NHC) and local offices of the National Weather Service (NWS), following consultation with the governor's office, the Connecticut Division of Emergency Management and Homeland Security (DEMHS) may recommend the evacuation coastal communities to the general public.</p> <p>All such recommendations are geared to the evacuation zones mapped by the USACE in the Connecticut Evacuation Zone Atlas. An evacuation recommendation, which may be made by the governor or by the DEMHS Commissioner, does not require a declaration of a state of civil preparedness emergency by the governor, although such a declaration would be likely. In the case of a particularly intense hurricane, the governor may declare a state of civil preparedness emergency and issue an evacuation order in lieu of a recommendation pursuant to his emergency powers under Section 28-9 of the Connecticut General Statutes.</p>
<b>DC</b>	<p><b>Authority:</b> Mayor</p> <p><b>Trigger:</b> Emergency Executive Order/upon reasonable apprehension of the existence of a public emergency and a determination that such order is necessary for the immediate preservation of the public peace, health, safety, or welfare</p>	<p>"The Mayor is authorized under <b>§ 7-2304</b> to issue an emergency executive order upon reasonable apprehension of the existence of a public emergency and a determination that such order is necessary for the immediate preservation of the public peace, health, safety, or welfare, and as a prerequisite to requesting emergency or major disaster assistance under the Disaster Relief Act of 1974. Such order shall state: (1) the existence, nature, extent, and severity of the public emergency; (2) the measures necessary to relieve the public emergency; (3) the specific requirements of the order and the persons upon whom the order is binding; and (4) the duration of the order. Upon issuing the order, the Mayor may issue an emergency executive order, which shall:</p> <p>...Implement measures to protect persons and property in the District, including evacuation of persons in the District to District emergency shelters or to shelters outside of the District with the approval of the Governor of the receiving state, and to provide for the reception, sheltering, maintenance and care of such evacuees. Evacuation of any personnel or activity of the Federal Government requires the consent of the President or be conducted pursuant to a prearranged evacuation plan."</p> <p>Currently, no federal or District code allows for physical removal of District residents during a public emergency. However, the Mayor can recommend evacuation as a suitable protective measure. Once a disaster declaration has been issued, re-entry and movement in and around the hazard-stricken area may be restricted.</p>
<b>DE</b>	<p><b>Authority:</b> Governor</p> <p><b>Trigger:</b></p>	<p><b>Title 20 Chapter 31 § 3116:</b> The governor may direct and compel the evacuation of all or part of the population from any stricken or threatened area within the State if this action is necessary for the preservation of life; prescribe routes, modes of transportation, and destinations throughout the State in connection with evacuation.</p>



State	Evacuation Authority and Trigger	Statutory Citation and Text
<b>FL</b>	<b>Authority:</b> Governor <b>Trigger:</b> Emergency beyond local control/action necessary for the preservation of life or other emergency mitigation, response, or recovery	<b>Fl. Stat. Ann. § 252.36. Emergency management powers of the Governor</b> “(1) (a) ...In the event of an emergency beyond local control, the Governor, or, in the Governor's absence, her or his successor as provided by law, may assume direct operational control over all or any part of the emergency management functions within this state, and she or he shall have the power through proper process of law to carry out the provisions of this section.... (5) In addition to any other powers conferred upon the <u>Governor</u> by law, she or he may: ... (e) Direct and compel the <u>evacuation</u> of all or part of the population from any stricken or threatened area within the state if she or he deems this action necessary for the preservation of life or other emergency mitigation, response, or recovery. (f) Prescribe routes, modes of transportation, and destinations in connection with <u>evacuation</u> .... (k) Take measures concerning the conduct of civilians, the movement, and cessation of movement of pedestrian and vehicular traffic prior to, during, and subsequent to drills and actual or threatened emergencies, the calling of public meetings and gatherings, and the <u>evacuation</u> and reception of civilian population, as provided in the emergency management plan of the state and political subdivisions thereof.”
<b>GA</b>	<b>Authority:</b> Governor <b>Trigger:</b> Action necessary for the preservation of life or other disaster mitigation, response, or recovery	<b>Ga. Code Ann. § 38-3-51. Emergency powers of Governor</b> “(d) In addition to any other emergency powers conferred upon the <u>Governor</u> by law, he may: ... (5) Direct and compel the <u>evacuation</u> of all or part of the population from any stricken or threatened area within the state if he deems this action necessary for the preservation of life or other disaster mitigation, response, or recovery; (6) Prescribe routes, modes of transportation, and destinations in connection with <u>evacuation</u> ...”
<b>HI</b>	<b>Authority:</b> Governor, Mayor	Hawaii Revised Statutes (HRS) §127A-13(a)(6) & (b)(4); HRS § 127A-29
<b>IA</b>	<b>Authority:</b> Governor <b>Trigger:</b> Actions necessary for the preservation of life or other disaster mitigation, response, or recovery	<b>Iowa Constitution Article IV, Section 7</b> – The governor shall be commander in chief of the militia, the army, and navy of this state. <b>Iowa Code § 29C.6 – Proclamation of disaster emergency by governor</b> <b>§ 29C.6 1.</b> -- ([T]he governor may:)... [a]after finding a disaster exists or is threatened, proclaim a state of disaster emergency. This proclamation shall be in writing, indicate the area affected and the facts upon which it is based, be signed by the governor, and be filed with the secretary of state.... A state of disaster emergency shall continue for thirty days, unless sooner terminated or extended in writing by the governor. <b>§ 29C.6 13.</b> – Direct the evacuation of all or part of the population from any stricken or threatened area within the state if the governor deems this action necessary for the preservation of life or other disaster mitigation, response or recovery. <b>§ 29C.6 14.</b> – Prescribe routes, modes of transportation, and destinations in connection with evacuation. <b>§ 29C.6 15.</b> – Control ingress and egress to and from a disaster area, the movement of persons within the area, and the occupancy of premises in such area. <b>Iowa Code § 29C.18 – Enforcement Duties</b> <ul style="list-style-type: none"> <li>▪ Every organization for homeland security and emergency management established pursuant to this chapter and its officers shall execute and enforce the orders or rules made by the governor, or under the governor's authority and the orders or rules made by subordinate organizations and not contrary or inconsistent with the orders or rules of the governor.</li> <li>▪ A peace officer, when in full and distinctive uniform or displaying a badge or other insignia of authority, may arrest without a warrant any person violating or attempting to violate in such officer's presence any order or rule, made pursuant to this chapter. This authority shall be limited to those rules which affect the public generally.</li> </ul>



State	Evacuation Authority and Trigger	Statutory Citation and Text
		<p><b>Iowa Code § 29A.7 Commander in chief</b> – The governor is the commander in chief of the military forces, except when they are on federal active duty. The governor may employ the military forces of the state for the defense of the state, to provide assistance to civil authorities in emergencies resulting from disasters or public disorders as defined in section 29C.2, including homeland security and defense duties, and for parades and ceremonies of a civic nature.</p> <p><b>Iowa Code § 29C.21 – Emergency Management Assistance Compact Article X – Evacuation</b> – Plans for the orderly evacuation and interstate receptions of portions of the civilian population as the result of any emergency or disaster of sufficient proportions to so warrant shall be worked out and maintained between the party states. Such plans shall be put into effect by request of the state from which evacuees come and shall include:</p> <ol style="list-style-type: none"> <li>1. The manner of transporting such evacuees;</li> <li>2. The number of evacuees to be received in different areas</li> <li>3. Manner in which food, clothing, housing and medical care will be provided;</li> <li>4. The registration of evacuees;</li> <li>5. Provision of facilities for notification of relatives or friends;</li> </ol> <p>The party states shall mutually agree as to reimbursement of out-of-pocket expenses incurred in receiving and caring for evacuees.</p> <p>After the termination of the emergency or disaster, the party state from which evacuees come shall assume responsibility for the ultimate support of repatriation of such evacuees.</p> <p><b>Iowa Code § 29C.22 – Statewide Mutual Aid Compact Article X – Evacuation and sheltering</b> - Plans for the orderly evacuation and reception of portions of the civilian population as the result of any emergency or disaster shall be worked out and maintained between the participating governments and the emergency management or services directors of the various jurisdictions where any type of incident requiring evacuations might occur. The plans shall be put into effect by the request of the participating government from which evacuees come and shall include:</p> <ol style="list-style-type: none"> <li>(A) The manner of transporting the evacuees, the number of evacuees to be received;</li> <li>(B) Manner in which food, clothing, housing and medical care will be provided;</li> <li>(C) Registration of the evacuees;</li> <li>(D) Provision of facilities for the notification of relatives and or friends;</li> <li>(E) The forwarding of evacuees to other areas;</li> <li>(F) The bringing of additional materials, supplies, and all other relevant factors.</li> <li>(G) The participating government receiving evacuees and the participating government from which evacuees come shall mutually agree as to reimbursement of out-of-pocket expenses incurred.</li> <li>(H) Responsibility for the ultimate support of repatriation of evacuees falls to the participating government from which the evacuees come.</li> </ol>
<b>ID</b>	<p><b>Authority:</b> Governor</p> <p><b>Trigger:</b> State disaster or emergency</p>	<p><b>Idaho Code §46-1008 -- (4)</b> During the continuance of any state of disaster emergency, the governor is commander-in-chief of the militia and may assume command of all other forces available for emergency duty. To the greatest extent practicable, the governor shall delegate or assign command authority by prior arrangement embodied in appropriate executive orders or regulations, but nothing herein restricts his authority to do so by orders issued at the time of the disaster emergency.</p> <p>(5) In addition to any other powers conferred upon the governor by law, he may:</p> <ol style="list-style-type: none"> <li>e) Direct and compel the evacuation of all or part of the population from any stricken or threatened area within the state if he deems this action necessary for the preservation of life or other disaster mitigation, response, or recovery;</li> <li>f) Prescribe routes, modes of transportation, and destinations in connection with evacuation;</li> </ol>

State	Evacuation Authority and Trigger	Statutory Citation and Text
IL	<p><b>Authority:</b> Governor</p> <p><b>Trigger:</b> Disaster Declaration</p> <p>20 ILCS § 3305/7</p> <p><b>Others:</b> “Principal Executive Officer” of the political subdivisions of the state.</p> <p>20 Ill. Comp. Stat. § 3305/4.</p> <p>Coordinator of an emergency services and disaster agency appointed by a principal executive officer.</p> <p>20 Ill. Comp. Stat. § 3305/11 (i).</p> <p><b>Triggers:</b> Disaster Declaration</p> <p>This authorizes the local government to activate its emergency operations plan and to furnish aid and assistance under the plan.</p> <p>20 Ill. Comp. Stat. § 3305/11 (2017).</p> <p>Separate from the Illinois Emergency Management Agency Act, 20 Ill. Comp. Stat. § 3305/1 (2017), the Illinois Municipal Code, 65 Ill. Comp. Stat. § 5/11-1-6 (2017), gives corporate authorities of municipalities the legal authority to adopt an ordinance granting the mayor extraordinary power to respond to a state of emergency.</p> <p><b>Note:</b> While the governor may only recommend evacuation, he also possesses the authority to control ingress and egress to and from a disaster area. Once an individual voluntarily</p>	<p><b>20 Ill. Comp. Stat. § 3305/4 (2017). Definitions.</b></p> <p>“<b>Coordinator</b>” means the staff assistant to the principal executive officer of a political subdivision with the duty of coordinating the emergency management programs of that political subdivision.</p> <p>“<b>Disaster</b>” means an occurrence or threat of widespread or severe damage, injury or loss of life or property resulting from any natural or technological cause, including but not limited to fire, flood, earthquake, wind, storm, hazardous materials spill or other water contamination requiring emergency action to avert danger or damage, epidemic, air contamination, blight, extended periods of severe and inclement weather, drought, infestation, critical shortages of essential fuels and energy, explosion, riot, hostile military or para-military action, public health emergencies, or acts of domestic terrorism.</p> <p>“<b>Emergency Services and Disaster Agency</b>” means the agency by this name, by the name Emergency Management Agency, or by any other name that is established by ordinance within a political subdivision to coordinate the emergency management program within that political subdivision and with private organizations, other political subdivisions, the state and federal governments.</p> <p>“<b>Emergency Operations Plan</b>” means the written plan of the State and political subdivisions describing the organization, mission, and functions of the government and supporting services for responding to and recovering from disasters and shall include plans that take into account the needs of those individuals with household pets and service animals following a major disaster or emergency.</p> <p>“<b>Emergency Services</b>” means the coordination of functions by the State and its political subdivision, other than functions for which military forces are primarily responsible, as may be necessary or proper to prevent, minimize, repair, and alleviate injury and damage resulting from any natural or technological causes. <b>These functions include, without limitation,</b> firefighting services, police services, emergency aviation services, medical and health services, HAZMAT and technical rescue teams, rescue, engineering, warning services, communications, radiological, chemical and other special weapons defense, <b>evacuation of persons from stricken or threatened areas,</b> emergency assigned functions of plant protection, temporary restoration of public utility services and other functions related to civilian protection, together with all other activities necessary or incidental to protecting life or property.</p> <p>“<b>Illinois Emergency Management Agency</b>” means the agency established by this Act within the executive branch of State Government responsible for coordination of the overall emergency management program of the State and with private organizations, political subdivisions, and the Federal Government. Illinois Emergency Management Agency also means the State Emergency Response Commission responsible for the implementation of Title III of the Superfund Amendments and Reauthorization Act of 1986.</p> <p>“<b>Principal Executive Officer</b>” means chair of the county board, supervisor of a township if the township is in a county having a population of more than 2,000,000, mayor of a city or incorporated town, president of a village, or in their absence or disability, the interim successor as established under Section 7 of the Emergency Interim Executive Succession Act.</p> <p><b>20 Ill. Comp. Stat. § 3305/7 (2017). Emergency Powers of the Governor.</b></p> <p>(a) In the event of a disaster, as defined in Section 4, the Governor may, by proclamation declare that a disaster exists. Upon such proclamation, the Governor shall have and may exercise for a period not to exceed 30 days the following emergency powers;</p> <p style="text-align: center;">* * *</p> <p>(6) <b>To recommend the evacuation of all or part of the population from any stricken or threatened area within the State</b> if the Governor deems this action necessary.</p> <p>(7) To prescribe routes, modes of transportation, and destinations in connection with evacuation.</p>

State	Evacuation Authority and Trigger	Statutory Citation and Text
	<p>evacuates a disaster area, law enforcement may prohibit the individual from returning to the area. Should a local government prosecute an individual for returning to a disaster area, it would be for going around a traffic barricade or violating a local ordinance, not for failing to follow the governor's evacuation recommendation.</p>	<p>(8) To control ingress and egress to and from a disaster area, the movement of persons within the area, and the occupancy of premises therein.</p> <p><b>20 Ill. Comp. Stat. § 3305/10 (2017). Emergency Services and Disaster Agencies.</b></p> <p>(a) Each political subdivision within this State shall be within the jurisdiction of and served by the Illinois Emergency Management Agency and by an emergency services and disaster agency responsible for emergency management programs.</p> <p><i>[The deleted paragraphs of this section identify who has authority to establish an "emergency services and disaster agency" for the various types of jurisdictions, i.e. municipalities, villages, townships and incorporated towns.]</i></p> <p>(a) The principal executive officer or his or her designee of each political subdivision in the State shall annually notify the Illinois Emergency Management Agency of the manner in which the political subdivision is providing or securing emergency management, identify the executive head of the agency or the department from which the service is obtained, or the liaison officer in accordance with paragraph (d) of this Section and furnish additional information relating thereto as the Illinois Emergency Management Agency requires.</p> <p>(b) Each emergency services and disaster agency shall prepare an emergency operation plan for its geographic boundaries that complies with planning, review, and approval standards promulgated by the Illinois Emergency Management Agency. The Illinois Emergency Management Agency shall determine which jurisdictions will be required to include earthquake preparedness in their local emergency operations plans.</p> <p>(c) The emergency services and disaster agency shall prepare and distribute to all appropriate officials in written form a clear and complete statement of the emergency responsibilities of all local departments and officials and of the disaster chain of command.</p> <p>(d) Each emergency services and disaster agency shall have a Coordinator who shall be appointed by the principal executive officer of the political subdivision in the same manner as are the heads of regular governmental departments.... The Coordinator shall have direct responsibility for the organization, administration, training, and operation of the emergency services and disaster agency, subject to the direction and control of that principal executive officer. Each emergency services and disaster agency shall coordinate and may perform emergency management functions within the territorial limits of the political subdivision within which it is organized as are prescribed in and by the State Emergency Operations Plan, and programs, orders, rules and regulations as may be promulgated by the Illinois Emergency Management Agency and by local ordinance and, in addition, shall conduct such functions outside of those territorial limits as may be required under mutual aid agreements and compacts as are entered into under subparagraph (5) of paragraph (c) of Section 6.</p> <p><b>20 Ill. Comp. Stat. § 3305/11 (2017). Local Disaster Declarations</b></p> <p>A local disaster may be declared only by the principal executive officer of a political subdivision, or his or her interim emergency successor, as provided in Section 7 of the "Emergency Interim Executive Succession Act." It shall not be continued or renewed for a period in excess of 7 days except by or with the consent of the governing board of the political subdivision.</p> <p>The effect of a declaration of a local disaster is to activate the emergency operations plan of that political subdivision and to authorize the furnishing of aid and assistance thereunder.</p> <p><b>65 Ill. Comp. Stat. § 5/11-1-6 (2017).</b></p> <p>The corporate authorities of each municipality may by ordinance grant to the</p>

State	Evacuation Authority and Trigger	Statutory Citation and Text
		<p>mayor the extraordinary power and authority to exercise, by executive order, during a state of emergency, such of the powers of the corporate authorities as may be reasonably necessary to respond to the emergency. Such ordinance shall establish standards for the determination by the mayor of when a state of emergency exists, and shall provide that the mayor shall not exercise such extraordinary power and authority except after his signing, under oath, a statement finding that such standards have been met, setting forth facts to substantiate such findings, describing the nature of the emergency, and declaring that a state of emergency exists. Such statement shall be filed with the clerk of the municipality as soon as practicable. A state of emergency, declared as provided in this section, shall expire not later than the adjournment of the first regular meeting of the corporate authorities after the state of emergency is declared.</p>
IN	<p><b>Authority:</b> Governor <b>Trigger:</b> Declaration of a Disaster Emergency</p>	<p><b>Ind. Code 10-14-3-2 (2017). Emergency Management</b> As used in this chapter, "emergency management" means the preparation for and the coordination of all emergency functions, other than functions for which military forces or other federal agencies are primarily responsible, to prevent, minimize, and repair injury and damage resulting from disasters. The functions include the following: <b>(9) Evacuation of persons from stricken areas.</b></p> <p><b>Ind. Code 10-14-3-11 (2017). Governor Duties</b> <b>(a)</b> The governor has general direction and control of the agency and is responsible for carrying out this chapter. In the event of disaster or emergency beyond local control, the governor may assume direct operational control over all or any part of the emergency management functions within Indiana. <b>(b)</b> In performing the governor's duties under this chapter, the governor may do the following:</p> <p style="padding-left: 40px;"><b>(a)</b> Cooperate with the President of the United States and the heads of the armed forces, the Federal Emergency Management Agency, and the officers and agencies of other states in matters pertaining to emergency management and disaster preparedness, response, and recovery of the state and nation. In cooperating under this subdivision, <b>the governor may take any measures that the governor considers proper to carry into effect any request of the President of the United States and the appropriate federal officers and agencies for any emergency management action</b>, including the direction or control of disaster preparations, <b>including</b> the following:</p> <p style="padding-left: 40px;">D) Conducting civilians and the movement and cessation of movement of pedestrians and vehicular traffic during, before, and after drills, actual emergencies, or other disasters.</p> <p><b>(F) Evacuating and receiving the civilian population.</b> <b>(b)</b> Take any action and give any direction to state and local law enforcement officers and agencies as may be reasonable and necessary for securing compliance with this chapter and with any orders, rules, and regulations made under this chapter.</p> <p><b>Ind. Code 10-14-3-12 (2017). Disaster emergency; emergency gubernatorial powers.</b> 2) The governor shall declare a disaster emergency by executive order or proclamation if the governor determines that a disaster has occurred or that the occurrence or the threat of a disaster is imminent. The state of disaster emergency continues until the governor: <b>(1)</b> determines that the threat or danger has passed or the disaster has been dealt with to the extent that emergency conditions no longer exist; and <b>(2)</b> terminates the state of disaster emergency by executive order or proclamation.</p>

State	Evacuation Authority and Trigger	Statutory Citation and Text
		<p>A state of disaster emergency may not continue for longer than thirty (30) days unless the state of disaster emergency is renewed by the governor. The general assembly, by concurrent resolution, may terminate a state of disaster emergency at any time. If the general assembly terminates a state of disaster emergency under this subsection, the governor shall issue an executive order or proclamation ending the state of disaster emergency. All executive orders or proclamations issued under this subsection must indicate the nature of the disaster, the area or areas threatened, and the conditions which have brought the disaster about or that make possible termination of the state of disaster emergency.</p> <p>3) An executive order or proclamation of a state of disaster emergency:</p> <p>1) activates the disaster response and recovery aspects of the state, local, and interjurisdictional disaster emergency plans applicable to the affected political subdivision or area; and</p> <p>(2) is authority for:</p> <p>(A) deployment and use of any forces to which the plan or plans apply; and</p> <p>(B) use or distribution of any supplies, equipment, materials, and facilities assembled, stockpiled, or arranged to be made available under this chapter or under any other law relating to disaster emergencies.</p> <p>(a) In addition to the governor's other powers, <b>the governor may do the following while the state of emergency exists:</b></p> <p>(5) <b>Assist in the evacuation of all or part of the population from any stricken or threatened area in Indiana if the governor considers this action necessary for the preservation of life or other disaster mitigation, response, or recovery.</b></p> <p>(6) Prescribe routes, modes of transportation, and destinations in connection with evacuation.</p> <p>(7) Control ingress to and egress from a disaster area, the movement of persons within the area, and the occupancy of premises in the area.</p> <p><b>Ind. Code 10-14-3-20 (2017). Evacuation plans; traffic rules.</b></p> <p>The governor may:</p> <p>(d) formulate and execute plans and regulations for the control of traffic in order to provide for the rapid and safe movement of evacuation over public highways and streets of:</p> <p>(A) people;</p> <p>(B) troops; or</p> <p>(C) vehicles and materials;</p> <p>For the national defense or for use in any defense industry; and</p> <p>(e) Coordinate the activities of the departments or agencies of the state and political subdivisions of the state concerned directly or indirectly with public highways and streets in a manner that will best effectuate the plans.</p>
KS	<p><b>Authority:</b> Governor</p> <p><b>Trigger:</b> Actions necessary for the preservation of life or other disaster mitigation, response, or recovery</p>	<p><b>Kansas Statutes Annotated (K.S.A.) Chapter 48</b></p> <p><b>Universal Citation: KS Stat § 48-925 (2016)</b></p> <p><b>Article 9. - EMERGENCY PREPAREDNESS FOR DISASTERS</b></p> <p><b>48-925 Powers of governor during state of disaster emergency; orders and proclamations, administered by adjutant general.</b></p> <ul style="list-style-type: none"> <li>• During any state of disaster emergency declared under K.S.A. 48-924, and amendments thereto, the governor shall be commander-in-chief of the organized and unorganized militia and of all other forces available for emergency duty. To the greatest extent practicable, the governor shall delegate or assign command authority by prior arrangement, embodied in appropriate executive orders or in rules and regulations of the adjutant general, but nothing herein shall restrict the authority of the governor to do so by orders issued at the time of a disaster.</li> <li>• Under the provisions of this act and for the implementation thereof, the governor may issue orders and proclamations which shall have the force and effect of law during the period of a state of disaster emergency declared under subsection (b) of K.S.A. 48-924, and</li> </ul>



State	Evacuation Authority and Trigger	Statutory Citation and Text
		<p>amendments thereto, and which orders and proclamations shall be null and void thereafter unless ratified by concurrent resolution of the legislature. Such orders and proclamations may be revoked at any time by concurrent resolution of the legislature.</p> <ul style="list-style-type: none"> <li>• During a state of disaster emergency declared under K.S.A. 48-924, and amendments thereto, and in addition to any other powers conferred upon the governor by law, the governor may: <ul style="list-style-type: none"> <li>○ Suspend the provisions of any regulatory statute prescribing the procedures for conduct of state business, or the orders or rules and regulations of any state agency which implements such statute, if strict compliance with the provisions of such statute, order or rule and regulation would prevent, hinder or delay in any way necessary action in coping with the disaster;</li> <li>○ utilize all available resources of the state government and of each political subdivision as reasonably necessary to cope with the disaster;</li> <li>○ transfer the supervision, personnel or functions of state departments and agencies or units thereof for the purpose of performing or facilitating emergency management activities;</li> <li>○ subject to any applicable requirements for compensation under K.S.A. 48-933, and amendments thereto, commandeer or utilize any private property if the governor finds such action necessary to cope with the disaster;</li> <li>○ direct and compel the evacuation of all or part of the population from any area of the state stricken or threatened by a disaster, if the governor deems this action necessary for the preservation of life or other disaster mitigation, response or recovery;</li> <li>○ prescribe routes, modes of transportation and destinations in connection with such evacuation;</li> <li>○ control ingress and egress of persons and animals to and from a disaster area, the movement of persons and animals within the area and the occupancy by persons and animals of premises therein;</li> <li>○ suspend or limit the sale, dispensing or transportation of alcoholic beverages, explosives and combustibles;</li> <li>○ make provision for the availability and use of temporary emergency housing;</li> <li>○ require and direct the cooperation and assistance of state and local governmental agencies and officials; and</li> <li>○ perform and exercise such other functions, powers and duties as are necessary to promote and secure the safety and protection of the civilian population.</li> </ul> </li> <li>• The governor shall exercise the powers conferred by subsection (c) by issuance of orders under subsection (b). The adjutant general, subject to the direction of the governor, shall administer such orders.</li> </ul> <p><b>History:</b> L. 1975, ch. 283, § 5; L. 1994, ch. 248, § 13; L. 2001, ch. 163, § 12; L. 2008, ch. 97, § 2; July 1.</p> <p><b>Article 32. - INTERSTATE CIVIL DEFENSE AND DISASTER COMPACT</b></p> <p><b>48-3202. Same; governor authorized to enter into compact on behalf of state; written agreement.</b> The governor is hereby authorized to enter into the interstate civil defense and disaster compact on behalf of the state of Kansas with one or more of the states which have legally joined said compact or which are authorized to join said compact, by entering into a written agreement therefor with the governor of each such state. Such written agreement may specify the period of time that said compact is entered into with regard to each such state.</p>

State	Evacuation Authority and Trigger	Statutory Citation and Text
KY	<p><b>Authority:</b> Governor, DEM Director, county judge/executive of a county other than an urban-county government, mayor of a city or urban-county government, chief executive of other local governments or their designees</p> <p><b>Trigger:</b> State of Emergency declared</p>	<p><b>Kentucky Revised Statues § 39A.070: Powers, responsibilities, and duties of director [of the Division of Emergency Management of the Department of Military Affairs]</b></p> <p>“The <u>director, with the approval of the adjutant general</u>, shall exercise the following powers, responsibilities, and duties: ... (18) To cooperate with the President of the United States, the Federal Emergency Management Agency, and other appropriate federal offices and agencies, and the offices and agencies of other states in matters pertaining to the comprehensive emergency management program of the Commonwealth and nation; and in connection with these, <u>to take any measures</u> considered necessary to implement any request of the President and the appropriate federal offices and agencies, for any action requiring effective disaster and emergency response, including ... the evacuation and sheltering of the civilian population.”</p> <p><b>Kentucky Revised Statues § 39A.100 Emergency powers of Governor and local chief executive officers</b></p> <p>“(1) In the event of the occurrence or threatened or impending occurrence of any of the situations or events contemplated by KRS 39A.010, 39A.020, or 39A.030, the Governor may declare, in writing, that a state of emergency exists. The <u>Governor</u> shall have and may exercise the following emergency powers during the period in which the state of emergency exists: ... (f) To <u>exclude</u> all nonessential, unauthorized, disruptive, or otherwise uncooperative personnel from the scene of the emergency, and to command those persons or groups assembled at the scene to disperse. A person who refuses to leave an area in which a written order of <u>evacuation</u> has been issued in accordance with a written declaration of emergency or a disaster may be forcibly removed to a place of safety or shelter, or may, if this is resisted, be arrested by a peace officer.</p> <p>(2) In the event of the occurrence or threatened or impending occurrence of any of the situations or events contemplated by KRS 39A.010, 39A.020, or 39A.030, which in the judgment of a local chief executive officer is of such severity or complexity as to require the exercise of extraordinary emergency measures, the <u>county judge/executive of a county other than an urban-county government, or mayor of a city or urban-county government, or chief executive of other local governments or their designees</u> as provided by ordinance of the affected county, city, or urban-county may declare in writing that a state of emergency exists, and thereafter, <u>subject to any orders of the Governor</u>, shall have and may exercise for the period as the state of emergency exists or continues, the following emergency powers: ... (b) To exclude all nonessential, unauthorized, disruptive, or uncooperative personnel from the scene of the emergency, and to command persons or groups of persons at the scene to disperse. A person who refuses to leave an area in which a written order of <u>evacuation</u> has been issued in accordance with a written declaration of emergency or a disaster may be forcibly removed to a place of safety or shelter, or may, if this is resisted, be arrested by a peace officer. Forcible removal or arrest shall not be exercised as options until all reasonable efforts for voluntary compliance have been exhausted.”</p>
LA	<p><b>Authority:</b> Governor and Parish President</p> <p><b>Trigger:</b> State of Emergency declared</p>	<p>§724. Powers of the governor</p> <p>(3) All executive orders or proclamations issued under this Subsection shall indicate the nature of the disaster or emergency, the designated emergency area which is or may be affected, and the conditions which have brought it about or which make possible the termination of the state of disaster or emergency. An executive order or proclamation shall be disseminated promptly by means calculated to bring its contents to the attention of the general public and, unless the circumstances attendant upon the disaster or emergency prevent or impede it, promptly filed with the Governor's Office of Homeland Security and Emergency Preparedness and with the secretary of state.</p> <p>(4) As soon as conditions allow, the governor may proclaim a reduction of the designated emergency area, or the termination of the state of emergency.</p> <p>C. The declaration of an emergency or disaster by the governor shall:</p>



State	Evacuation Authority and Trigger	Statutory Citation and Text
		<p>(1) Activate the state's emergency response and recovery program under the command of the director of the Governor's Office of Homeland Security and Emergency Preparedness.</p> <p>(2) Direct and compel the evacuation of all or part of the population from any stricken or threatened area within the state if he deems this action necessary for the preservation of life or other disaster mitigation, response, or recovery.</p> <p>(3) Control ingress and egress to and from a disaster area, the movement of persons within the area, and the occupancy of premises therein.</p> <p>§730.3. Evacuations and curfews</p> <p>A. When in the judgment of the parish president it is deemed necessary, during a disaster or state of emergency, he may issue an evacuation order for all or part of the parish.</p> <p>B. When in the judgment of the governor, it is deemed necessary during a disaster or state of emergency, he may order a forced evacuation order for one or more parishes or parts thereof if a forced evacuation is not issued by the parish president.</p>
MA	<p><b>Authority:</b> Governor, highest local elected official</p> <p><b>Trigger:</b></p>	<p>Under the authority of the Local Jurisdiction, the mayor, county executive, or county council/commissioners may order a mandatory evacuation.</p> <p>Under a mandatory evacuation order, nursing homes and residential care facilities within the affected area are required to evacuate. However, hospital administrators are given the discretion to assess the situation and determine which protective action would be in the best interest of the patients, including sheltering-in-place.</p>
MD	<p><b>Authority:</b> Governor</p> <p><b>Trigger:</b></p>	<p><b>Article 16A, 41, and 65 of the Annotated Code of Maryland:</b> After a state of emergency has been declared, the governor may suspend any statute, rule, or regulation of any State of local agency, order an evacuation, and direct the use of private property for emergency purposes. The authority to compel local or regional evacuations and permit reentry is vested in the governor. Determination regarding evacuation will be arrived at cooperatively with appropriate local officials.</p> <p>Under the authority of the Local Jurisdiction, the mayor, county executive, or county council/commissioners may order a mandatory evacuation.</p> <p>Under a mandatory evacuation order, nursing homes and residential care facilities within the affected area are required to evacuate. However, hospital administrators are given the discretion to assess the situation and determine which protective action would be in the best interest of the patients, including sheltering-in-place.</p>
ME	<p><b>Authority:</b> Governor, highest local elected official</p> <p><b>Trigger:</b></p>	<p>Maine has no mandatory evacuation authority. As a result, the primary responsibility for evacuation lies with the Evacuation Coordinator of each local government. The governor may issue an evacuation order, but it is not mandatory for him/her to do so.</p>
MI	<p><b>Authority:</b> Governor</p> <p><b>Trigger:</b> Disaster or Emergency Declaration</p> <p><b>Note:</b> Michigan is the only Region V state where the governor may order a mandatory evacuation. Failure to obey a mandatory evacuation order may result in a misdemeanor conviction.</p>	<p><b>Mich. Comp. Laws § 30.403 (2017). Responsibility of governor; executive orders, proclamations, and directives; declaration, duration and termination of state of disaster or state of emergency; contents and dissemination of executive order or proclamation.</b></p> <p>***</p> <p>(3) The governor shall, by executive order or proclamation, declare a state of disaster if he or she finds a disaster has occurred or the threat of a disaster exists. The state of disaster shall continue until the governor finds that the threat or danger has passed, the disaster has been dealt with to the extent that disaster conditions no longer exist, or until the declared state of disaster has been in effect for 28 days. After 28 days, the governor shall issue an executive order or proclamation declaring the state of disaster terminated, unless a request by the governor for an extension of the state of disaster for a specific number of days is approved by resolution of both houses of the legislature. An executive order or proclamation issued pursuant to this subsection shall indicate the nature of the disaster, the area or areas threatened, the conditions causing</p>

State	Evacuation Authority and Trigger	Statutory Citation and Text
		<p>the disaster, and the conditions permitting the termination of the state of disaster....</p> <p>(4) The governor shall, by executive order or proclamation, declare a state of emergency if he or she finds that an emergency has occurred or that the threat of an emergency exists. The state of emergency shall continue until the governor finds that the threat or danger has passed, the emergency has been dealt with to the extent that emergency conditions no longer exist, or until the declared state of emergency has been in effect for 28 days. After 28 days, the governor shall issue an executive order or proclamation declaring the state of emergency terminated, unless a request by the governor for an extension of the state of emergency for a specific number of days is approved by resolution of both houses of the legislature. An executive order or proclamation issued pursuant to this subsection shall indicate the nature of the emergency, the area or areas threatened, the conditions causing the emergency, and the conditions permitting the termination of the state of emergency.</p> <p><b>Mich. Comp. Laws § 30.405 (2017). Additional powers of governor; prohibition; disobeying or interfering with rule, order, or directive as misdemeanor.</b></p> <p>1) In addition to the general authority granted to the governor by this act, <b>the governor may, upon the declaration of a state of disaster or a state of emergency</b> do 1 or more of the following:</p> <p>* * *</p> <p>(e) <b>Direct and compel the evacuation of all or part of the population from a stricken or threatened area within the state if necessary for the preservation of life or other mitigation, response, or recovery activities.</b></p> <p>(f) Prescribe routes, modes, and destination of transportation in connection with an evacuation.</p> <p>(g) Control ingress and egress to and from a stricken or threatened area, removal of persons within the area, and the occupancy of premises within the area.</p> <p>* * *</p> <p>(3) <b>A person who willfully disobeys or interferes with the implementation of a rule, order, or directive issued by the governor pursuant to this section is guilty of a misdemeanor.</b></p>
MN	<p><b>Authority:</b> Governor</p> <p><b>Trigger:</b> The governor has general authority to control emergency management, which includes the evacuation of persons from stricken areas. The Governor also has specific authority during various emergencies declared in accordance with Minnesota laws, including the authority to evacuate, receive, and shelter individuals.</p>	<p><b>Minn. Laws § 12.03 (2016). Definitions</b></p> <p>Subd. 4. <b>Emergency management.</b> "Emergency management" means the preparation for and the carrying out of emergency functions, other than functions for which military forces are primarily responsible, to prevent, minimize and repair injury and damage resulting from disasters, from acute shortages of energy, or from incidents occurring at nuclear power plants that pose radiological or other health hazards. <b>These functions include, without limitation,</b> firefighting services, police services, medical and health services, rescue, engineering, warning services, communications, radiological, chemical and other special weapons defense, <b>evacuation of persons from stricken areas,</b> emergency human services, emergency transportation, existing or properly assigned functions of plant protection, temporary restoration of public utility services, implementation of energy supply emergency conservation and allocation measures, and other functions related to civilian protection, together with all other activities necessary or incidental to preparing for and carrying out these functions.</p> <p><b>Minn. Laws § 12.21 (2016). Governor</b></p> <p>Subdivision 1. <b>General authority.</b> The governor (1) has general direction and control of emergency management, (2) may carry out the provisions of this chapter, and (3) during a national security emergency declared as existing under section 12.31, during the existence of an energy supply emergency as declared under section 216C.15, or during the existence of an emergency resulting from an incident at a nuclear power plant that poses a radiological or</p>

State	Evacuation Authority and Trigger	Statutory Citation and Text
		<p>other health hazard, may assume direct operational control over all or any part of the emergency management functions within the state. * * *</p> <p>Subd. 3. <b>Specific authority. In performing duties under this chapter and to effect its policy and purpose, the governor may:</b> * * *</p> <p>(7) cooperate with the president and the heads of the armed forces, the Emergency Management Agency of the United States and other appropriate federal officers and agencies, and with the officers and agencies of other states in matters pertaining to the emergency management of the state and nation, including the direction or control of: * * *</p> <p>(iv) the conduct of persons in the state, including entrance or exit from any stricken or threatened public place, occupancy of facilities, and the movement and cessation of movement of pedestrians, vehicular traffic, and all forms of private and public transportation during, prior, and subsequent to drills or actual emergencies;</p> <p>(vi) the <b>evacuation, reception, and sheltering of persons.</b></p>
MO	<p><b>Authority:</b> Governor <b>Trigger:</b> Disaster beyond local capabilities; actions necessary to promote and secure the safety and protection of the civilian population</p>	<p><b>Missouri Revised Statutes Chapter 44 - Civil Defense</b> <b>Section 44.022. 1 RSMo 1998</b> – In the event of disaster beyond local capabilities, the governor may assume direct operational control over all or any part of these emergency functions within this state through the director (“Director” is director of the state emergency management director). <b>Section 44.022. 3(2) RSMo 1998</b> – The governor is empowered:</p> <ul style="list-style-type: none"> <li>• To require and direct the cooperation and assistance of agencies and officials of the state, economic and geographic areas, and local political subdivisions to assist in performance of emergency functions.</li> </ul> <p><b>Section 44.100. 3(b) RSMo 2008 – Emergency Powers of the Governor</b> – The governor shall:</p> <ul style="list-style-type: none"> <li>• Take action and give directions to state and local law enforcement officers and agencies as may be reasonable and necessary for the purpose of securing compliance with the provisions of this law and the orders, rules and regulations made pursuant thereof.</li> </ul> <p><b>Section 44.100. 3(j) RSMo 2008</b> The governor shall:</p> <ul style="list-style-type: none"> <li>• Perform and exercise such other functions, powers and duties as may be necessary to promote and secure the safety and protection of the civilian population.</li> </ul> <p><b>Section 41.480 RSMo 1951 – Organized militia when called to duty – martial law</b> <b>Section 41.480. 2. RSMo 1951</b> - The governor may, when in his opinion circumstances so warrant, call out the organized militia or any portion thereof as he deems necessary to provide emergency relief to a distressed area in the event of earthquake, flood, tornado or other actual or threatened public catastrophe creating conditions of distress or hazard to public health and safety beyond the capacities of local or other established agencies. <b>Section 44.415-2 RSMo 1996 – The Emergency Mutual Aid Compact – Article X – Evacuation</b> – Plans for the orderly evacuation and interstate reception of portions of the civilian population as the result of any emergency or disaster of sufficient proportions to so warrant, shall be worked out and maintained between the party states and the emergency management/services directors of the various jurisdictions where any type of incident requiring evacuations might occur.</p> <ul style="list-style-type: none"> <li>• Plans to be put into effect by requesting state from which evacuees come;</li> <li>• Shall include manner of transporting, the number of evacuees to be received, manner in which food, clothing, housing and medical care will be provided;</li> <li>• Registration of evacuees;</li> </ul>

State	Evacuation Authority and Trigger	Statutory Citation and Text
		<ul style="list-style-type: none"> <li>• Provision for notifications of relatives and friends;</li> <li>• The state receiving evacuees and the state from which evacuees come shall mutually agree on reimbursement of expenditures.</li> </ul> <p><b>Section 256.155 RSMo 2017 – Interstate Earthquake Emergency Compact – Article I</b> – The purpose of this compact is to provide mutual aid among the states in meeting any emergency or disaster caused by earthquakes or other seismic disturbances.</p> <p><b>Section 256.155 RSMo 2017 – Article IX</b> – Plans for the orderly evacuation and reception of the civilian population as the result of an earthquake emergency shall be worked out from time to time between representatives of the party states.</p> <ul style="list-style-type: none"> <li>• Plans shall include manner for transporting evacuees, the number of the evacuees to be received in each area;</li> <li>• The manner in which food, clothing, housing, and medical care will be provided;</li> <li>• Registration of evacuees and providing for the notification of relatives and friends;</li> <li>• Plans must provide that the party receiving evacuees will be reimbursed generally for the out-of-pocket expenses incurred in receiving and caring for the evacuees;</li> </ul> <p>The party state of which the evacuees are residents shall assume the responsibility for the ultimate support or repatriation of such evacuees.</p>
MS	<p><b>Authority:</b> Governor, chief executive of a county or municipality</p> <p><b>Trigger:</b></p>	<p><b>Miss. Code § 33-15-11. Powers of Governor</b>  “(b) In performing his duties under this article, the <u>Governor</u> is further authorized and empowered:</p> <ul style="list-style-type: none"> <li>■ To cooperate with the President and the heads of the Armed Forces, and the Emergency Management Agency of the United States, and with the officers and agencies of other states in matters pertaining to the emergency management of the state and nation and the incidents thereof; and in connection therewith.</li> <li>■ To take any measures which he may deem proper to carry into effect any request of the President and the appropriate federal officers and agencies, for any action looking to emergency management, including the direction or control of ... (g) the <u>evacuation</u> and reception of the civilian population.”</li> </ul> <p><b>Miss. Code § 33-15-17. Emergency management local organization</b></p> <ul style="list-style-type: none"> <li>• “(c) <u>Each county and each municipality</u>, or two (2) or more counties acting jointly, shall have the power and Authority: Governor... (6) Subject to the order of the chief executive of the county or municipality or the Governor to order the <u>evacuation</u> of any area subject to an impending or existing enemy attack or man-made, technological or natural disaster.”</li> </ul>
MT	<p><b>Authority:</b> Governor</p> <p><b>Trigger:</b></p>	<p>The Governor can mandate evacuations when there is a State of Emergency declared by the State.  County Commissioners and County Sheriffs have the authority to mandate evacuations and control ingress/egress of evacuated areas in their jurisdictions.</p>
NC	<p><b>Authority:</b> Governor, with the concurrence of the Council of State; governing body of any municipality</p> <p><b>Trigger:</b> State of Disaster/Emergency</p>	<p><b>NC Stat. § 166A-6. State of disaster.</b>  “(a) The existence of a state of disaster may be proclaimed by the Governor, or by a resolution of the General Assembly if either of these finds that a disaster threatens or exists..... (c) In addition, during a state of disaster, <u>with the concurrence of the Council of State</u>, the <u>Governor</u> has the following powers: ... (1) To direct and compel the <u>evacuation</u> of all or part of the population from any stricken or threatened area within the State, to prescribe routes, modes of transportation, and destinations in connection with evacuation; and to control ingress and egress of a disaster area, the movement of persons within the area, and the occupancy of premises therein”</p> <p><b>NC Stat. § 14-288.12. Powers of municipalities to enact ordinances to deal with states of emergency.</b></p>

State	Evacuation Authority and Trigger	Statutory Citation and Text
		“(a) The <u>governing body of any municipality</u> may enact ordinances designed to permit the imposition of prohibitions and restrictions during a state of emergency. (b) The ordinances authorized by this section may permit prohibitions and restrictions: (1) Of movements of people in public places, including directing and compelling the <u>evacuation</u> of all or part of the population from any stricken or threatened area within the governing body's jurisdiction, to prescribe routes, modes of transportation, and destinations in connection with evacuation; and to control ingress and egress of a disaster area, and the movement of persons within the area.”
<b>ND</b>	<b>Authority:</b> Governor <b>Trigger:</b>	<p>Governor (for the entire state) The Principle Chief Executive Officer of County or City (i.e. Mayor, County Commissioner, etc.)</p> <p>“37-17.1-10. Local disasters, mandatory evacuations, or emergencies.” Unless so declared in accordance with the provisions of subsection 4 of Section 37-17.1-05, a local disaster, emergency, or mandatory evacuation order may be declared only by the principal executive officer of the county or city. It may not be continued or renewed for a period in excess of seven days except by or with the consent of the governing board of the county or city. Any order or proclamation declaring a local disaster, emergency, or mandatory evacuation must be given prompt and general publicity and must be filed promptly with the county or city auditor.</p> <p>The effect of a declaration of a local disaster or emergency is to activate the response and recovery aspects of any and all applicable local disaster or emergency operational plans and to authorize the furnishing of aid and assistance thereunder.</p> <p>Local disasters, mandatory evacuations, or emergencies: A local disaster, emergency, or mandatory evacuation order may be declared only by the principal executive officer of the county or city. It may not be continued or renewed for a period in excess of seven days, except by or with the consent of the governing board of the county or city. Any order or proclamation declaring a local disaster, emergency, or mandatory evacuation must be given prompt and general publicity and must be filed promptly with the county or city auditor.</p>
<b>NE</b>	<b>Authority:</b> Governor <b>Trigger:</b> In the event of disaster, emergency, or civil defense emergency beyond local control; action necessary for the preservation of life or other emergency management	<p><b>Revised statute Chapter 81 Section 81-829.40</b> <b>Governor; Powers and Duties</b></p> <ul style="list-style-type: none"> <li>• In addition to any other powers conferred upon the Governor by law, he or she may: <ul style="list-style-type: none"> <li>• Direct and compel the evacuation of all or part of the population from any stricken or threatened area within the state if he or she deems this action necessary for the preservation of life or other emergency management;</li> </ul> </li> </ul> <p>Source: Laws 1951, c. 315, § 4(1), p. 1076; (6) R.R.S.1943, § 81-829.09; (7) Laws 1973, LB 494, § 5; (8) Laws 1996, LB 43, § 21; Laws 2014, LB390, § 2.</p> <p><b>Nebraska Revised Statute 1-109</b> <b>CIVIL DEFENSE AND DISASTER COMPACT</b> AN ACT to ratify a civil defense and disaster compact on behalf of the State of Nebraska with any other state legally joining thereon; to provide for the prescribed duties of the Secretary of State as prescribed; and to provide the effect of the compact. Be it enacted by the people of the State of Nebraska, Section 1. The Legislature of this state hereby ratifies a Civil Defense and Disaster Compact, on behalf of the State of Nebraska, with any other state legally joining therein in the form substantially as follows: "INTERSTATE CIVIL DEFENSE AND DISASTER COMPACT The contracting states solemnly agree:</p>



State	Evacuation Authority and Trigger	Statutory Citation and Text
		<p>Article 9. Plans for the orderly evacuation and reception of the civilian population as the result of an emergency or disaster shall be worked out from time to time between representatives of the party states and the various local civil defense areas thereof. Such plans shall include the manner of transporting such evacuees, the number of evacuees to be received in different areas, the manner in which food, clothing, housing, and medical care will be provided, the registration of the evacuees, the providing of facilities for the notification of relatives or friends and the forwarding of such evacuees to other areas or the bringing in of additional materials, supplies, and all other relevant factors. Such plans shall provide that the party state receiving evacuees shall be reimbursed generally for the out-of-pocket expenses incurred in receiving and caring for such evacuees, for expenditures for transportation, food, clothing, medicines and medical care and like items. Such expenditures shall be reimbursed by the party state of which the evacuees are residents, or by the United States government under plans approved by it. After the termination of the emergency or disaster the party state of which the evacuees are resident shall assume the responsibility for the ultimate support or repatriation of such evacuees.</p> <p><b>Nebraska Revised Statute 1-124.</b></p> <p><b>EMERGENCY MANAGEMENT ASSISTANCE COMPACT</b></p> <p>The Legislature of Nebraska hereby ratifies the Emergency Management Assistance Compact on behalf of the State of Nebraska with any other state legally joining therein in the form substantially as follows:</p> <p><b>EMERGENCY MANAGEMENT ASSISTANCE COMPACT</b></p> <p><b>ARTICLE X – EVACUATION</b></p> <p>Plans for the orderly evacuation and interstate reception of portions of the civilian population as the result of any emergency or disaster of sufficient proportions to so warrant, shall be worked out and maintained between the party states and the emergency management/services directors of the various jurisdictions where any type of incident requiring evacuations might occur. Such plans shall be put into effect by request of the state from which evacuees come and shall include the manner of transporting such evacuees, the number of evacuees to be received in different areas, the manner in which food, clothing, housing, and medical care will be provided, the registration of the evacuees, the providing of facilities for the notification of relatives or friends, and the forwarding of such evacuees to other areas or the bringing in of additional materials, supplies, and all other relevant factors. Such plans shall provide that the party state receiving evacuees and the party state from which the evacuees come shall mutually agree as to reimbursement of out-of-pocket expenses incurred in receiving and caring for such evacuees, for expenditures for transportation, food, clothing, medicines and medical care, and like items. Such expenditures shall be reimbursed as agreed by the party state from which the evacuees come. After the termination of the emergency or disaster, the party state from which the evacuees come shall assume the responsibility for the ultimate support of repatriation of such evacuees.</p> <p><b>ARTICLE XI – IMPLEMENTATION</b></p> <p>A. This compact shall become operative immediately upon its enactment into law by any two states; thereafter, this compact shall become effective as to any other state upon its enactment by such state.</p> <p>B. Any party state may withdraw from this compact by enacting a statute repealing the same, but no such withdrawal shall take effect until thirty days after the governor of the withdrawing state has given notice in writing of such withdrawal to the governors of all other party states. Such action shall not relieve the withdrawing state from obligations assumed hereunder prior to the effective date of withdrawal.</p> <p>C. Duly authenticated copies of this compact and of such supplementary agreements as may be entered into shall, at the time of their approval, be deposited with each of the party states and with the Federal Emergency Management Agency and other appropriate agencies of the United States Government.</p>

State	Evacuation Authority and Trigger	Statutory Citation and Text
		<p>ARTICLE XII – VALIDITY This compact shall be construed to effectuate the purposes stated in Article I hereof. If any provision of this compact is declared unconstitutional, or the applicability thereof to any person or circumstances is held invalid, the constitutionality of the remainder of this compact and the applicability thereof to other persons and circumstances shall not be affected thereby.</p> <p>ARTICLE XIII - ADDITIONAL PROVISIONS Nothing in this compact shall authorize or permit the use of military force by the National Guard of a state at any place outside that state in any emergency for which the President is authorized by law to call into federal service the militia, or for any purpose for which the use of the Army or the Air Force would in the absence of express statutory authorization be prohibited under 18 U.S.C. 1385. Source Laws 1999, LB 83, § 1.</p>
NH	<p><b>Authority:</b> Governor <b>Trigger:</b></p>	<p>Voluntary Evacuation – In the event of a threat to a population center, local officials or the governor may recommend that residents who feel threatened leave the at-risk area. This evacuation usually, but not always, occurs prior to a mandatory evacuation order being issued. Selected shelters will be opened.</p> <p>Mandatory Evacuation – Under the terms of Title I – Chapter 4, Section 4:45, as defined in RSA 21-P: 35, the governor is authorized to mandate and compel evacuation in New Hampshire. During a mandatory evacuation, all residents are expected to leave the impacted area. Under a mandatory evacuation order, nursing homes and residential-care facilities have to be evacuated.</p> <p>Protective Relocation – This form of evacuation is normally associated with hurricanes or potential flooding incidents. Even though inland areas are not vulnerable to storm surge; they are at risk to the high winds associated with hurricanes and the potential for inundation due to excessive rainfall, snow-melt, and/or potential dam failures. In order to protect this population, it might be necessary to relocate persons living in vulnerable structures to a more damage-resistant facility.</p>
NJ	<p><b>Authority:</b> Governor</p> <p><b>Trigger:</b> Public protection or property loss prevention is required</p> <p><b>Authority:</b> Commissioner of Health <b>Trigger:</b> Public Health Emergency</p>	<p><b>New Jersey Civilian Defense and Disaster Control Act App. A:9_45. Orders, Rules, And Regulations; Black Outs, Air Raids, Etc.;</b> In order to accomplish the purposes of this act, the Governor is empowered to make such orders, rules and regulations as may be necessary adequately to meet the various problems presented by any emergency and from time to time to amend or rescind such orders, rules and regulations, including among others the following subjects:</p> <p>e. The conduct of the civilian population during the threat of and imminence of danger or any emergency.</p> <p>h. Concerning the <u>method of evacuating residents</u> of threatened districts and the course of conduct of the civilian population during any necessary <u>evacuation</u>.</p> <p>i. On any matter that may be necessary to protect the health, safety and welfare of the people or that will aid in the prevention of loss to and destruction of property.</p> <p><b>New Jersey Statutes Appendix A. Emergency and Temporary Acts § 9-45</b> a. Whenever, in his opinion, the control of any disaster is beyond the capabilities of local authorities, the Governor is authorized: (1) To assume control of all emergency management operations.</p> <p><b>New Jersey Statutes Title 26. Health and Vital Statistics 26 § 13-8</b> “Commissioner” means the Commissioner of Health or the commissioner's designee.</p> <p>During a state of public health emergency, the commissioner may exercise the following powers over facilities or property:</p> <p>a. Facilities. To close, direct and <u>compel the evacuation of</u>, or to decontaminate or cause to be decontaminated, any facility of which there is reasonable cause to believe that it may endanger the public health.</p>
NM	<p><b>Authority:</b> None <b>Trigger:</b></p>	<p>New Mexico has no mandatory evacuation law; only a recommendation for evacuation can be given by a city official and/or emergency responder.</p>
NV	<p><b>Authority:</b> Governor</p>	<p><b>NRS 414.070(4)</b> -- Nevada counsel says no specific authority to enforce but language of statute says that governor can compel so presumably could use</p>



State	Evacuation Authority and Trigger	Statutory Citation and Text
	<p><b>Trigger:</b></p>	<p>Nevada Capitol Police or direct county/local law enforcement. However, as a practical matter, seems they do not use this force.</p>
<b>NY</b>	<p><b>Authority:</b> New York State Disaster Preparedness Commission</p> <p><b>Trigger:</b> Anticipation of Attack</p> <p><b>Authority:</b> Chief executive or mayor of local jurisdiction</p> <p><b>Trigger:</b> Local State of Emergency declared; public safety imperiled</p>	<p><b>New York Consolidated Law Service-Unconsolidated Laws: Military Chapter 131. Defense Emergency Act Article III. Civil Defense § 21. Powers and Duties of Commission</b></p> <p>Because of the existing danger of disasters of unprecedented size and destructiveness resulting from attack and in order to insure that the preparations of the state will be adequate to deal with such disasters and generally to provide for the civil defense, and to assist other states and the Federal Government to achieve these objectives throughout the nation, the commission shall have the following powers and perform the following duties:</p> <p>I. <u>Evacuation</u> of certain persons in the event of or anticipation of attack, including the establishment of temporary housing and schools and other emergency facilities.</p> <p><b>New York Consolidated Laws, Executive Law - EXC § 24. Local state of emergency; local emergency orders by chief executive</b></p> <p>1. Notwithstanding, any inconsistent provision of law, general or special, in the event of a disaster, rioting, catastrophe, or similar public emergency within the territorial limits of any county, city, town or village, or in the event of reasonable apprehension of immediate danger thereof, and upon a finding by the chief executive thereof that the public safety is imperiled thereby, such chief executive may proclaim a local state of emergency within any part or all of the territorial limits of such local government</p> <p>Following such proclamation and during the continuance of such local state of emergency, the chief executive may promulgate local emergency orders to protect life and property or to bring the emergency situation under control. As illustration, such orders may, within any part or all of the territorial limits of such local government, provide for:</p> <p>b. the designation of specific zones within which the occupancy and use of buildings and the ingress and egress of vehicles and persons may be prohibited or regulated;</p> <p>e. the prohibition and control of the presence of persons on public streets and places;</p>
<b>OH</b>	<p><b>Authority:</b> Governor</p> <p><b>Trigger:</b> Emergency Declaration</p> <p><b>Note:</b> The Ohio Revised Statute does not expressly define an emergency or disaster declaration process. The governor's authority to issue an emergency or disaster declaration is implied in the "supreme executive" power vested in him through the Ohio Constitution. Ohio Const. Art. III, § 5.</p> <p>Moreover, a resolution that authorizes certain actions to be taken in response to a disaster can be made by any political subdivision.</p>	<p><b>Ohio Rev. Stat. § 5502.21 (2017). Emergency management definitions.</b> * * *</p> <p>(C) "Chief executive" means the president of the United States, the governor of this state, the board of county commissioners of any county, the board of township trustees of any township, or the mayor or city manager of any municipal corporation within this state.</p> <p>(D) "<b>Civil defense</b>" is an integral part of emergency management that includes all those activities and measures designed or undertaken to minimize the effects upon the civilian population caused or that would be caused by any hazard and to effect emergency repairs to, or the emergency restoration of, vital equipment, resources, supplies, utilities, and facilities necessary for survival and for the public health, safety, and welfare that would be damaged or destroyed by any hazard. "<b>Civil defense</b>" includes, but is not limited to:</p> <p>(1) Those <b>measures to be taken during a hazard</b>, including all of the following:</p> <ul style="list-style-type: none"> <li>o The enforcement of those passive defense regulations necessary for the protection of the civilian population and prescribed by duly established military or civil authorities;</li> <li>o The evacuation of personnel to shelter areas;</li> <li>o The control of traffic and panic situations;</li> </ul> <p>(2) Those <b>measures to be taken after a hazard</b> has occurred, including all of the following: * * *</p> <p>(k) <b>Any other activities that may be necessary for survival and the overall health, safety, and welfare of the civilian population.</b></p>

State	Evacuation Authority and Trigger	Statutory Citation and Text
		<p>(E) "Disaster" means any imminent threat or actual occurrence of widespread or severe damage to or loss of property, personal hardship or injury, or loss of life that results from any natural phenomenon or act of a human.</p> <p>(F) Except as provided in section 5502.41 of the Revised Code, "emergency" means any period during which the congress of the United States or a chief executive has declared or proclaimed that an emergency exists.</p> <p>(G) "Emergency management" includes all emergency preparedness and civil defense activities and measures, whether or not mentioned or described in sections 5502.21 to 5502.51 of the Revised Code, that are designed or undertaken to minimize the effects upon the civilian population caused or that could be caused by any hazard and that are necessary to address mitigation, emergency preparedness, response, and recovery.</p> <p>(H) "Emergency preparedness" is an integral part of emergency management that includes those activities and measures designed or undertaken in preparation for any hazard, including, but not limited to, natural disasters and hazards involving hazardous materials or radiological materials, and that will enhance the probability for preservation of life, property, and the environment. <b>"Emergency preparedness" includes, without limitation:</b> * * *</p> <p><b>(12) When appropriate and considered necessary, the nonmilitary evacuation or temporary relocation of the civilian population.</b></p> <p>(I) "Hazard" means any actual or imminent threat to the survival or overall health, safety, or welfare of the civilian population that is caused by any natural, human-made, or technological event. "Hazard" includes, without limitation, an attack, disaster, and emergency.</p> <p><b>Ohio Rev. Code § 5502.28 (2017). Cooperation with Governor and Executive Director.</b></p> <p>(f) In carrying out sections 5502.21 to 5502.51 of the Revised Code, the governor shall utilize the services, equipment, supplies, and facilities of existing agencies of the state and of political subdivisions to the maximum extent practicable, and the officers and personnel of all such agencies shall cooperate with and extend such services, equipment, supplies, and facilities to the governor and to the executive director of the emergency management agency upon request.</p> <p>(g) <b>Every agency for emergency management established pursuant to sections 5502.21 to 5502.51 of the Revised Code and every political subdivision that has established a program for emergency management under section 5502.271 of the Revised Code, and the officers thereof, shall execute and enforce any emergency management orders and rules issued or adopted by the director of public safety.</b></p> <p><b>Ohio Administrative Code § 4501:3-2. State Organization</b> * * *</p> <p>(C) <b>Each emergency management agency</b>, established in accordance with sections 5502.26, 5502.27, or 5502.271 of the Revised Code and these rules, <b>shall carry out the directions, orders, regulations, rules, and procedures promulgated by the executive director for emergency management, not inconsistent with the laws of this state, these rules, and applicable federal laws and regulations.</b> Reports, as are called for at the time and in the forms established by the executive director for emergency management, shall be submitted.</p>

State	Evacuation Authority and Trigger	Statutory Citation and Text
		(D) The officers and personnel of all departments, offices, and agencies of political subdivisions shall cooperate in emergency management and emergency preparedness with their respective emergency management officials and agencies, and shall extend their services and facilities to such emergency management officials and agencies upon request, insofar as possible, without withdrawing from the political subdivisions the minimum services and facilities needed by that political subdivision.
<b>OK</b>	<b>Authority:</b> Governor <b>Trigger:</b> State of Emergency declared	<b>63 O.S. 2001, Section 683.8</b> Powers and duties of Governor (D) To effect the policy and purpose of the Oklahoma Emergency Management Act of 2003, the Governor is further authorized and empowered to: (7) Cooperate with the President of the United States and the heads of the Armed Forces, the Federal Emergency Management Agency, and other appropriate federal officers and agencies, with the officers and agencies of other states in matters pertaining to the emergency management of the state and nation, including the direction and control of: (c) the conduct of civilians and the movement of and cessation of movement of pedestrians and vehicular traffic during, prior and subsequent to natural and man-made disasters and emergencies...(e) the evacuation and reception of the civil population <b>63 O.S. 2001, Section 683.9.</b> Emergency - Additional powers of Governor The provisions of this section shall be operative only during the existence of a natural or man-made emergency. The existence of such emergency may be proclaimed by the Governor or by concurrent resolution of the Legislature if the Governor in such proclamation, or the Legislature in such resolution, finds that an emergency or disaster has occurred or is anticipated in the immediate future. Any such emergency, whether proclaimed by the Governor or by the Legislature, shall terminate upon the proclamation of the termination thereof by the Governor, or by passage by the Legislature of a concurrent resolution terminating such emergency. During such period as such state of emergency exists or continues, the Governor shall have and may exercise the following additional emergency powers: (3) To provide for the evacuation of all or part of the population from any stricken or threatened area or areas within this state and to take such steps as are necessary for the receipt and care of such evacuees.
<b>OR</b>	<b>Authority:</b> Governor <b>Trigger:</b> State of Emergency declared	Emergency evacuation in Oregon is conducted in accordance with <b>ORS 401.065</b> Police Powers during State of Emergency; Suspension of Agency Rules, and ORS 401.309 Declaration of State of Emergency by Local Government; Procedures; Mandatory Evacuations. Pet Evacuation and Transportation Standards Act of 2006, which amends the Robert T. Stafford Disaster Relief and Emergency Assistance Act to ensure that State and local emergency preparedness operational plans address the needs of individuals with household pets and service animals following a major disaster or emergency. <b>SB 570</b> (2007 - 74th Legislative Assembly) directs Oregon Emergency Management and the State Department of Agriculture to develop written emergency operations plans for animals and livestock during major disasters or an emergency that provides for the evacuation, transport and temporary shelters. <b>HB 2185</b> (2007 – 7th Legislative Assembly) authorizes the Director of Human Services to appoint a Public Health Director, State Public Health Authority and local public health authority to take certain actions during public health emergencies. It further modifies the authority of the Governor to take certain actions during any state of public health emergency, as well as modification of circumstances and procedures for imposing quarantine or isolation. This includes restriction of access to property in a manner that reduces or prevents exposure, and evacuation as necessary.
<b>PA</b>	<b>Authority:</b> Governor <b>Trigger:</b>	<b>Title 35 Pa C.S. §7501:</b> The responsibility for evacuating persons from an area at risk is given to the political subdivisions through their elected officials. While only the governor has the authority to compel an evacuation, State and local government, as well as various other emergency response officials, do have the

State	Evacuation Authority and Trigger	Statutory Citation and Text
		responsibility to plan for and, when appropriate, order an evacuation as part of their response and recovery authority.
<b>PR</b>	<p><b>Authority:</b> Commonwealth of Puerto Rico Emergency Management and Disaster Administration Agency [AEMEAD (PREMA)]</p> <p><b>Trigger:</b> In the event of an emergency or disaster with serious risk to safety of persons or property</p> <p><b>Authority:</b> Fire Chief</p>	<p><b>TITLE TWENTY-FIVE Internal Security Subtitle 1 Generally PART I. Military Protection and Civil Defense Chapter 9B. Emergency Management and Disaster Administration Subchapter I. Commonwealth of Puerto Rico Emergency Management and Disaster Administration Agency Act 25 L.P.R.A. § 172r (2017)</b></p> <p>§ 172a. Definitions</p> <p>(a) Commonwealth Agency -- Means the Commonwealth of Puerto Rico Emergency Management and Disaster Administration Agency</p> <p>(f) Evacuation-- Means the orderly movement, controlled by phases and supervised, of civilians from danger zones or potentially dangerous zones, to be received or located in safe areas.</p> <p>(g) Director-- Means the Executive Director of the Commonwealth Agency.</p> <p><b>§ 172e. Director--Authorities and Powers</b></p> <p>The Director shall have the responsibilities, authorities, and powers necessary and convenient to enforce the provisions of this subchapter, including but not limited to the following:</p> <p>(u) Develop and implement a public building evacuation plan specifically geared toward addressing the special needs of persons with disabilities with respect to such process and to review said plan annually.</p> <p><b>§ 172r. Violations and Penalties</b></p> <p>Any person who commits any of the following acts shall be sanctioned with a penalty of imprisonment not to exceed six (6) months or a fine not to exceed five thousand dollars (\$ 5,000), or both penalties at the discretion of the court:</p> <p>(c) Failing to observe <u>civilian population evacuation orders issued by the Commonwealth Agency</u> as part of the <u>enforcement of its plan</u> in cases of emergency or disaster. It is hereby provided that minors or disabled persons may be removed against the will of their parents, guardians, custodians or tutors during a state of emergency and once the Governor has declared such a state of emergency. For the purposes of this subchapter, a "disabled person" is an individual with a mental disability that seriously impairs his capacity to act on his own.</p> <p>(d) Hindering the evacuation, search, reconstruction or assessment and investigation of damages conducted by federal, Commonwealth or municipal agencies, endangering his life or the lives of other persons, or persisting in carrying out any activity, including those of a recreational nature that endanger his life or the lives of other persons, after having been alerted by the authorities once a hurricane watch has been issued by the pertinent authorities or while a state of emergency declared by the Governor of Puerto Rico through an Executive Order is in effect.</p> <p><b>TITLE TWENTY-FIVE Internal Security Subtitle 1 Generally PART III. Fire Protection Chapter 32. Puerto Rico Firefighters Corps 25 L.P.R.A. § 331I (2017)</b></p> <p>When it is determined that the violation of the laws and fire safety and prevention regulations constitutes a serious risk to the safety of persons or property, the Fire Chief shall order the temporary evacuation of any non-residential lot, building or structure. The evacuation order issued under this section shall be personally notified to the owner, administrator, person in charge or occupant of the affected property, or his representative. The temporary evacuation ordered by the Fire Chief shall not exceed a term of twenty-four (24) hours. Provided, that when the serious risk to the safety of persons or property persists, the Fire Chief shall be empowered to extend the term of a temporary evacuation order after holding an administrative hearing. Said order shall be in effect until the deficiencies indicated are corrected.</p>
<b>RI</b>	<p><b>Authority:</b> Governor, mayor, highest local elected official</p>	<p>Governor of the State of Rhode Island can order an evacuation under the authority and powers granted him/her by the General Laws of the State of Rhode Island, Title 30, Chapter 30-15, as amended.</p>

State	Evacuation Authority and Trigger	Statutory Citation and Text
<b>SC</b>	<b>Authority:</b> Governor <b>Trigger:</b> State of Emergency declared	<b>South Carolina Code § 25-1-440. Additional powers and duties of Governor during declared emergency.</b> “(a) The <u>Governor</u> , when an emergency has been declared, as the elected Chief Executive of the State, is responsible for the safety, security, and welfare of the State and is empowered with the following additional authority to adequately discharge this responsibility: ... (7) direct and compel <u>evacuation</u> of all or part of the populace from any stricken or threatened area if this action is considered necessary for the preservation of life or other emergency mitigation, response, or recovery; to prescribe routes, modes of transportation, and destination in connection with evacuation; and to control ingress and egress at an emergency area, the movement of persons within the area, and the occupancy of premises therein.”
<b>SD</b>	<b>Authority:</b> Governor <b>Trigger:</b>	There is no legal provision for mandatory evacuations in the State of South Dakota. In the event of disaster, war, act of terrorism as defined in state law, or emergency that is beyond local government capability, the Governor may control the ingress and egress in a designated disaster or emergency area, the movement of vehicles upon highways within the area, the movement of persons within the area, and the occupancy of premises within the area. <b>34-48A-5.</b> Authority of Governor in time of disaster, terrorist attack, or emergency. In the event of disaster, war, act of terrorism as defined in state law, or emergency that is beyond local government capability, the Governor: (5) May control the ingress and egress in a designated disaster or emergency area, the movement of vehicles upon highways within the area, the movement of persons within the area, and the occupancy of premises within the area.
<b>TN</b>	<b>Authority:</b> Governor or successor <b>Trigger:</b> State of Emergency or disaster declared	<b>Tenn. Code § 58-2-107. Emergency management powers of the governor</b> a) “(a)(1) ...In the event of an emergency beyond local control, the governor, or, in the governor’s absence, the governor’s successor as provided by law, may assume direct operational control over all or any part of the emergency management functions within this state, and such person has the power through proper process of law to carry out the provisions of this chapter. The governor is authorized to delegate such powers as the governor may deem prudent. b) The governor or the governor’s designee shall declare a state of emergency or a disaster declaration....  In addition to any other powers conferred upon the governor by law, the <u>governor</u> may: ... (5) Direct and compel the <u>evacuation</u> of all or part of the population from any stricken or threatened area within the state if the governor deems this action necessary for the preservation of life or other emergency mitigation, response, or recovery; (6) Prescribe routes, modes of transportation, and destinations in connection with <u>evacuation</u> .”
<b>TX</b>	<b>Authority:</b> County judge <b>Trigger:</b> State of Emergency declared	<b>Sec. 418.108. DECLARATION OF LOCAL DISASTER.</b> c) The county judge or the mayor of a municipality may order the evacuation of all or part of the population from a stricken or threatened area under the jurisdiction and authority of the county judge or mayor if the county judge or mayor considers the action necessary for the preservation of life or other disaster mitigation, response or recovery.  <b>Sec. 418.018. MOVEMENT OF PEOPLE.</b> a) The governor may recommend the evacuation of all or part of the population from a stricken or threatened area in the state if the governor considers the action necessary for the preservation of life or other disaster mitigation, response or recovery. b) The governor may prescribe routes, modes of transportation and destinations in connection with an evacuation.  The governor may control ingress and egress to and from a disaster area and the movement of persons and the occupancy of premises in the area.
<b>UT</b>	<b>Authority:</b> Governor <b>Trigger:</b>	The Governor can mandate evacuations when there is a Statewide emergency. County Commissioners and County Sheriffs have the authority to mandate evacuations and control ingress/egress of evacuated areas in their jurisdictions.



State	Evacuation Authority and Trigger	Statutory Citation and Text
		<p><b>53-2a-204</b> Authority of governor -- Federal assistance</p> <ul style="list-style-type: none"> <li>a) In addition to any other authorities conferred upon the governor, if the governor issues an executive order declaring a state of emergency, the governor may: <ul style="list-style-type: none"> <li>1. Recommend and advise the evacuation of all or part of the population from any stricken or threatened area within the state if necessary for the preservation of life;</li> <li>2. Recommend routes, modes of transportation, and destination in connection with evacuation;</li> <li>3. Control ingress and egress to and from a disaster area, the movement of persons within the area, and recommend the occupancy or evacuation of premises in a disaster area;</li> </ul> </li> </ul> <p>53-2a-205 Authority of chief executive officers of political subdivisions -- Ordering of evacuations. In order to protect life and property when a state of emergency or local emergency has been declared, the chief executive officer of each political subdivision of the state is authorized to:</p> <ul style="list-style-type: none"> <li>a) Carry out, in the chief executive officer's jurisdiction, the measures as may be ordered by the Governor under this part; and</li> <li>b) Take any additional measures the chief executive officer may consider necessary, subject to the limitations and provisions of this part.</li> </ul> <p>The chief executive officer may not take an action that is inconsistent with any order, rule, regulation, or action of the governor. When a state of emergency or local emergency is declared, the authority of the chief executive officer includes:</p> <ul style="list-style-type: none"> <li>d) If necessary for the preservation of life, issuing an order for the evacuation of all or part of the population from any stricken or threatened area within the political subdivision.</li> </ul>
VA	<b>Authority:</b> Governor <b>Trigger:</b>	<ul style="list-style-type: none"> <li>c) <b>§44-146.17:</b> The governor may direct and compel evacuation of all or part of the populace from any stricken or threatened area if this action is deemed necessary for the preservation of life, implement emergency mitigation, preparedness, response or recovery actions; prescribe routes, modes of transportation and destination in connection with evacuation; and control ingress and egress at an emergency area, including the movement of persons within the area and the occupancy of premises therein.</li> </ul>
VI	<b>Authority:</b> Governor <b>Trigger:</b> State of Emergency declared	<p><b>TITLE TWENTY-THREE Internal Security and Public Order: Chapter 10. Virgin Islands Territorial Emergency Management Act Subchapter I. Emergencies and Major Disasters 23 V.I.C. § 1005 (2017)</b></p> <ul style="list-style-type: none"> <li>a) The Governor may cooperate with the President of the United States, the heads of the Armed Forces of the United States, the National Guard Bureau, FEMA, or the Department of Homeland Security, and with any other appropriate officers or agencies of the United States or the several States or Possessions thereof, and in connection therewith, take any measures which the Governor may deem proper to effectuate any request of the President and appropriate federal officers and agencies for any action requiring emergency management coordination and cooperation, including, but not limited to, drills, exercises, tests, and mobilization of VING. Appropriate measures may be taken to control the conduct of civilians and the movement of pedestrians and automobile or vessel traffic during, prior to, and subsequent to drills, exercises, or actual emergencies to include the <u>evacuation</u> of the civilian population.</li> <li>b) In addition to any other powers conferred upon the Governor by law during any state of emergency, he may for the purpose of coping with the emergency, do any of the following:</li> </ul>

State	Evacuation Authority and Trigger	Statutory Citation and Text
		<p>(a) Direct and compel the <u>evacuation</u> of all or a part of the population from any stricken or threatened area within the Territory.</p> <p>c) Prescribe routes, modes of transportation and destinations in connection with <u>evacuation</u>.</p> <p>a) Control ingress and egress to and from an effected area, the movement of persons within the area and the occupancy of premises, including barges, boats, ships and other watercraft therein.</p>
VT	<b>Authority:</b> Governor	The governor may order an evacuation of an at-risk area, but such an evacuation is voluntary.
WA	<b>Authority:</b> Governor	d) No current information
WI	<p><b>Authority:</b> Governor</p> <p><b>Trigger:</b> General authority and emergency declared</p> <p><b>Others:</b> Governing body of a local unit of government</p> <p><b>Trigger:</b> Governor's declared emergency, including jurisdiction or local emergency declaration</p> <p>Wis. Stat. § 3305/4</p> <p><b>Note:</b> The Wisconsin Emergency Management Law discusses the concept of "evacuation" only as part of the state legislature's adoption of the Emergency Management Assistance Compact (EMAC). See Wis. Stat. §§ 323.80.7 and 323.10 (2017).</p>	<p><b>Wis. Stat. § 323.01 (2017). General Provisions</b>  "Emergency Management" means all measures undertaken by or on behalf of the state and its subdivisions to do any of the following:</p> <ol style="list-style-type: none"> <li>(1) Prepare for and minimize the effect of a disaster or the imminent threat of a disaster.</li> <li>(2) Make repairs to or restore infrastructure or critical systems that are destroyed or damaged by a disaster.</li> </ol> <p><b>Wis. Stat. § 323.10 (2017). Declaration by governor.</b>  The governor may issue an executive order declaring a state of emergency for the state or any portion of the state if he or she determines that an emergency resulting from a disaster or the imminent threat of a disaster exists. If the governor determines that a public health emergency exists, he or she may issue an executive order declaring a state of emergency related to public health for the state or any portion of the state and may designate the department of health services as the lead state agency to respond to that emergency. If the governor determines that the emergency is related to computer or telecommunication systems, he or she may designate the department of administration as the lead agency to respond to that emergency. A state of emergency shall not exceed 60 days, unless the state of emergency is extended by joint resolution of the legislature. A copy of the executive order shall be filed with the secretary of state. The executive order may be revoked at the discretion of either the governor by executive order or the legislature by joint resolution.</p> <p><b>Wis. Stat. § 323.11 (2017). Declaration by local government.</b>  The governing body of any local unit of government may declare, by ordinance or resolution, an emergency existing within the local unit of government whenever conditions arise by reason of a riot or civil commotion, a disaster, or an imminent threat of a disaster, that impairs transportation, food or fuel supplies, medical care, fire, health or police protection, or other critical systems of the local unit of government. The period of the emergency shall be limited by the ordinance or resolution to the time during which the emergency conditions exist or are likely to exist.</p> <p><b>Wis. Stat. § 323.12 (2017). Governor; duties and powers; out-of-state assistance.</b>  <b>(2) ONGOING POWERS.</b> The governor may do all the following:  * * *</p> <p><b>(c) If the governor determines that a condition of civil disorder or a threat to the safety of persons on state property or damage or destruction to state property exists, he or she may, without declaring an emergency, call out the state traffic patrol or the conservation warden service or members of that patrol or service for use in connection with the threat to life or property.</b>  * * *</p> <p><b>(4) POWERS DURING AN EMERGENCY.</b> The governor may do all of the following during a state of emergency declared under s 323.10:  * * *</p>



State	Evacuation Authority and Trigger	Statutory Citation and Text
		<p>(b) Issue such orders as he or she deems necessary for the security of persons and property.  <b>Wis. Stat. § 323.13 (2017).</b> Adjutant general; duties and powers.  <b>(1) ONGOING DUTIES.</b> The adjutant general shall do all of the following:                      (a) Serve as the governor’s principal assistant for directing and coordinating emergency management activities.                      ***                      (1) <b>ONGOING POWERS.</b> The adjutant general may do all of the following:                      ***                      (3) Prescribe traffic routes and control traffic during a state of emergency.</p> <p><b>Wis. Stat. § 323.14 (2017). Local government; duties and powers.</b>                      * * *</p> <p><b>(4) POWERS DURING AN EMERGENCY.</b> (a) <b>The emergency power of the governing body</b> conferred under s. 323.11 <b>includes the general authority to order, by ordinance or resolution, whatever is necessary and expedient for the health, safety, protection, and welfare of persons and property within the local unit of government in the emergency and includes the power to bar, restrict, or remove all unnecessary traffic, both vehicular and pedestrian, from the highways,</b> notwithstanding any provision of chs. 341 to 349.</p> <p><b>Wis. Stat. § 323.17 (2017). State traffic patrol officers and conservation wardens.</b>                      If the governor calls out the state traffic patrol or conservation warden service, or members of the patrol or service, under s. 323.12 (2)(c) the state traffic patrol officers or conservation wardens subject to the call shall have the powers of a law enforcement officer for the duration determined by the governor, except that the officers and wardens may not be used in or take part in any dispute or controversy between an employer and employee concerning wages, hours, labor, or working conditions.</p>
<b>WV</b>	<b>Authority:</b> Governor <b>Trigger:</b>	<b>West Virginia Code, 15-5-6:</b> The governor may provide and compel the evacuation of all or part of the population from any stricken or threatened area within the State and to take such steps as are necessary for the receipt and care of such evacuees.
<b>WY</b>	<b>Authority:</b> Governor <b>Trigger:</b>	<p>There is no legal provision for mandatory evacuations in the State of Wyoming. The Governor has general direction and control of the Office of Homeland Security and is responsible for the carrying out of the provisions of the <i>Wyoming Homeland Security Act (Wyoming Statutes, Title 19, Chapter 13)</i>. <i>“In the event of disaster beyond local control, may assume direct operational control overall or any part of the homeland security functions within Wyoming. The governor may delegate such powers to the Homeland Security Director established under subsection (d) of this section, or through the director to the Deputy Director to carry out this act. These functions include without limitation the coordination of evacuation of persons from stricken areas.”</i>                      Evacuation generally initiates at the local level. Local jurisdictions will manage the initial response to a disaster, including evacuation or sheltering in place.</p>

## Appendix 11: Glossary and Acronyms

### Glossary

For the purpose of this Federal Evacuation Support Annex (FESA), the terms and definitions in the following table apply.

**Table 28: Glossary and Acronyms**

	Definition
<b>Access</b>	Refers to the entry to an incident scene, an incident-affected area, or the controlled or restricted roadways (transit) supporting the incident.
<b>Access and Functional Needs</b>	Individuals having access and functional needs may include, but are not limited to, people with disabilities, older adults, and individuals with limited English proficiency, limited access to transportation, and/or limited access to financial resources to prepare for, respond to, and recover from the emergency. Federal civil rights law and policy require nondiscrimination, including on the bases of race, color, national origin, religion, sex, age, disability, English proficiency, and economic status. Many individuals with access and functional needs are protected by these provisions.
<b>Alert</b>	An alert notifies the recipient(s) that something significant has happened or may happen. A warning, which typically follows an alert, provides more detailed information (see Warning below). The distinction between alerts and warnings is not always clear-cut because a warning can also serve as an alert, and an alert may include some additional information, such as protective measures.
<b>AMCITS</b>	American citizens
<b>Course of Action (COA)</b>	A course of action (COA) addresses the what/who/when/where/why/how for each solution that is feasible to achieve the priorities, goals, and objectives.
<b>Common Operating Picture (COP)</b>	Established and maintained by the gathering, collating, synthesizing, and disseminating of incident information to all appropriate parties involved in an incident, to provide on-scene and off-scene support personnel with a shared understanding of an incident including assumptions, facts, availability and location of resources, personnel, and the status of requests for assistance.
<b>Community Profile</b>	A document or information system that creates a shared understanding of the unique attributes of the jurisdiction and enables planning teams to identify key planning partners, establish planning facts and assumptions, and work collaboratively to determine goals and objectives during the planning process.
<b>Crisis Action Planning</b>	The development of a strategy (to include the execution of a deliberate plan) in a time constrained environment to respond to conditions that are occurring or likely to occur. Crisis action plans are immediately executable to guide the response actions of the organization.
<b>Critical Transportation Needs (CTN) population</b>	Evacuees with limited or no access to transportation who require government assistance to evacuate safely. CTN may include, but are not limited to, homebound populations; people with disabilities who need a reasonable accommodation; individuals with access and functional needs, including individuals who do not speak English; individuals with household pets; unaccompanied minors; and individuals with no access to a vehicle or a ride with a friend/family.
<b>Deliberate Planning</b>	The planning process that encompasses the preparation of plans that occur in non-crisis situations.
<b>Emergency</b>	Refers to any incident, whether natural, technological, or human-caused that necessitates responsive action to protect life or property.
<b>Emergency Manager</b>	Refers to a designated individual, or role, authorized to act with jurisdictional authority during an emergency and responsible for incident management at the federal or SLTT level.
<b>Evacuation Clearance Times</b>	Evacuation clearance time is the estimated time necessary to safely evacuate people from the point when the evacuation order is given until the last evacuee can either leave the evacuation

	<b>Definition</b>
	zone or arrive at safe shelter. They are cumulative estimates for designated areas (zones, city, county) – not the time for one person to evacuate a given location.
<b>Evacuation Order</b>	Jurisdictionally initiated actions for an organized, phased, and supervised withdrawal, dispersal, or removal of people from dangerous or potentially dangerous areas, and their reception and care in safe areas. In each county, a CPG comprised of local elected officials and emergency management partners will confer regarding the need to initiate evacuation plans, including which areas to evacuate and the timing of the evacuation
<b>Evacuation Zone</b>	The geographical area where residents may be directed to evacuate depending the impacts of the hazard (i.e.; tides, storm intensity, path, and/or other factors).
<b>Host Community</b>	Communities tasked as destination locations for evacuees with government-coordinated or -sponsored evacuation sites. These communities “host” evacuees requiring shelter. May also be referred to as a receiving community.
<b>Impact</b>	The incident, threat, or hazard consequence.
<b>Incident</b>	An occurrence, natural or manmade, that necessitates a response to protect life or property.
<b>Individual with a Disability</b>	Individual who has a physical or mental impairment that substantially limits one or more major life activities (an “actual disability”), or a record of a physical or mental impairment that substantially limits a major life activity (“record of”), or an actual or perceived impairment, whether or not the impairment limits or is perceived to limit a major life activity, that is not both transitory and minor (“regarded as”). Individuals with disabilities have civil rights protections that may not be waived under any circumstances, including throughout emergencies and disasters.
<b>Infrastructure Systems</b>	Per the Response FIOF (Appendix 5 to Annex C), the Infrastructure Systems (IS) core capability tasks are to decrease and stabilize immediate infrastructure threats to the affected population, and to re-establish critical infrastructure in affected areas.
<b>Integrated Public Alert and Warning System (IPAWS)</b>	FEMA’s IPAWS uses redundant communications services accessed via an integrated platform to enable approved Federal, State, Territorial, Tribal, and Local authorities (currently more than 1,300 agencies have access) to rapidly transmit to the public all-hazards alerts, warnings, and notifications to save lives and protect against injuries and losses during all phases of incidents, emergencies and disasters. Additional information is available at: <a href="http://fema.gov/ipaws">fema.gov/ipaws</a> "
<b>Lag Time</b>	Lag time is the period of time between the notification of an event and when evacuation and shelter-in-place operations are actually activated. Lag times will vary based upon the type of event, the partners engaged, communication channels, network disruptions and other incident-based realities.
<b>Lead Time</b>	Lead time is the amount of time between notice of an event and initiation of an event. Lead time for evacuation and shelter-in-place operations will vary based upon the type of event, population of zone(s) being evacuated, time of day, and roadway capacity. Lead time allows resources to be mobilized and in position before the arrival of the threat and prior to the start of an evacuation, and ensures sufficient capacity is in place once the evacuation order is given.
<b>Mass Care</b>	The phase in which evacuees are moved out of the disaster or threat area and kept safe until they can return to their community. During this phase, the evacuating jurisdictions need to communicate with host-jurisdictions on a regular basis with information such as; numbers of evacuees, types of evacuees, potential length of evacuation, and any support that will be provided by the evacuating jurisdiction.
<b>Notification</b>	A formal informing, an act or instance of making known, or communication of an announcement. A message informing an entity or individual of a situation. Notifications may occur during the plan development process or at any time throughout the life cycle of an incident, event, or threat. Examples of notifications in FEMA are activation orders, mission assignments, team deployments, or informing State and local officials and the public of natural disasters, terrorism, or attacks.
<b>Notice Events</b>	The incident, threat, or hazard consequence.  Jurisdictions will have advance warning of an impending hazard. The officials will have time to prepare in advance, assess, communicate, and implement protective action measures.

	<b>Definition</b>
	Typically, initial preparation discussions regarding the impending hazard will occur as soon as first notice of impact is provided.
<b>No-Notice Event</b>	Also called a Low-to-No-Notice Event. An incident occurring with little or no warning and requiring rapid assessment, decision-making, communication, and implementation of protective action.
<b>Phased Re-entry</b>	Refers to the process of managing access and re-entry into a restricted area or emergency zone, in support of response and recovery operations, by categorizing responders and other affected stakeholders into functional groups that may be prioritized for access and re-entry as an incident progress (e.g., first responders and other incident management personnel, local business owners and utility operators, community members)  The phase marked by the coordinated movement of first responders and evacuees back into a community once the threat or hazard dissipates and the event causing evacuation ends.
<b>Reception Center</b>	A facility where displaced individuals can receive assistance in identifying available shelter locations. Reception Centers are short-term centers for meeting evacuees' immediate needs while they await assignment to a shelter.
<b>Refuge of Last Resort</b>	A facility or location that may provide temporary or limited relief from the hazard. A refuge of last resort is not a "shelter" and may not be able to provide basic services such as food, accommodations for sleeping, and first aid. It is only a safe haven for evacuees who are unable to clear the area under evacuation. The term "refuge of last resort" does not imply that evacuees will be in a completely safe environment.
<b>Resource</b>	Refers to an individual, vehicle, or other asset that requires access to support response or recovery activities. Resources are often commonly defined in terms of individual personnel but can also be used to identify specific equipment or supplies involved in response or recovery efforts (e.g., specialized equipment, logistic trailer).
<b>Risk Analysis</b>	The process of analyzing potential risks to a community, which can be roughly calculated through the formula Risk=Hazard*Vulnerability. In notice events, risk analysis can occur as the nature of the incident evolves through information gathering and assessment. For no-notice events, risk analysis occurs concurrently as the incident progresses. Logic-based risk analysis is critical both for decision-making and public compliance.
<b>Self-Evacuees</b>	Self-evacuees refer to the population of evacuees with the means and capability to evacuate the impacted area without government-provided transportation assistance. The primary modes of transportation during an evacuation are foot, bike, car, train, and bus.
<b>SERP</b>	State Emergency Repatriation Plan
<b>Shadow Evacuees</b>	Also referred to as spontaneous evacuees. Evacuees who will evacuate regardless of directives by public officials due to perceived risk of danger.
<b>Senior Official</b>	The elected or appointed official (e.g., mayor, city manager) who, by statute, is responsible with implementing and administering laws, ordinances, and regulations for a jurisdiction.
<b>Shelter (Mass Care)</b>	A facility where evacuees without an end-point destination can be processed, evaluated, and provided disaster services from government agencies and/or pre-established voluntary organizations. Meals and water should be available. Basic first aid, pet sheltering (if applicable), sleeping quarters, hygienic support, and basic disaster services (counseling, financial assistance and referral, etc.) should also be available.
<b>Shelter-in-Place</b>	The use of a structure to temporarily separate individuals from a hazard or threat. Sheltering-in-place is considered the primary protective action in many cases. Often it is safer for the population to shelter-in-place than to try to evacuate. Sheltering-in-place is appropriate when conditions necessitate that individuals seek protection in their home, place of employment, or other location when disaster strikes.
<b>Wraparound Services</b>	Refers to a survivor-centric, Whole Community collaborative process intended to meet the life sustaining and recovery needs of individuals impacted by disasters. The resources provided in wraparound support are survivor and disaster driven; therefore, different services may be provided at different events and include governmental and non-governmental programs. Common examples of survivor wraparound services include, but are not limited to, sheltering, feeding, medical care, access to distributed commodities, personal assistance services,

Definition	
	spiritual care, childcare, clothing assistance, case management, transportation assistance, and vital records assistance.

## Federal Acronyms

To promote readability, this annex utilizes acronyms only after the first occurrence of the proper name of a Federal Executive Branch department or agency. The exception to this rule applies to acronyms that only appear within tables and figures in the document, where space considerations and readability render the use of acronyms optimal.

**Table 29: Federal Acronyms**

<b>CBP</b>	U.S. Customs and Border Protection	<b>GSA</b>	U.S. General Services Administration
<b>CDC</b>	Centers for Disease Control and Prevention	<b>HHS</b>	U.S. Department of Health and Human Services
<b>DHS</b>	U.S. Department of Homeland Security	<b>NASA</b>	National Aeronautics and Space Administration
<b>DOC</b>	U.S. Department of Commerce	<b>NNSA</b>	National Nuclear Security Administration
<b>DOD</b>	U.S. Department of Defense	<b>NOAA</b>	National Oceanic and Atmospheric Administration
<b>DOE</b>	U.S. Department of Energy	<b>NGB</b>	National Guard Bureau (U.S. National Guard)
<b>DOI</b>	U.S. Department of the Interior	<b>NRC</b>	U.S. Nuclear Regulatory Commission
<b>DOJ</b>	U.S. Department of Justice	<b>OSHA</b>	Occupational Safety and Health Administration
<b>DOL</b>	U.S. Department of Labor	<b>SBA</b>	U.S. Small Business Administration
<b>DOS</b>	U.S. Department of State	<b>TREAS</b>	U.S. Department of the Treasury
<b>DOT</b>	U.S. Department of Transportation	<b>USACE</b>	U.S. Army Corps of Engineers
<b>DPA</b>	Defense Production Act FEMA/OPPA	<b>USAID</b>	U.S. Agency for International Development
<b>EPA</b>	U.S. Environmental Protection Agency	<b>USCG</b>	U.S. Coast Guard
<b>FBI</b>	Federal Bureau of Investigation	<b>USDA</b>	U.S. Department of Agriculture
<b>FDA</b>	U.S. Food and Drug Administration	<b>VA</b>	U.S. Department of Veterans Affairs
<b>FEMA</b>	Federal Emergency Management Agency		

