



# **Disaster Relief Fund: Monthly Report**

**as of December 31, 2023**

*January 8, 2024*

**Fiscal Year 2024 Report to Congress**



**Homeland  
Security**

*Federal Emergency Management Agency*

# Message from the Administrator

January 8, 2024

I am pleased to present the following, “Disaster Relief Fund: Monthly Report,” which has been prepared by the Federal Emergency Management Agency.

This document has been compiled pursuant to language set forth in the Fiscal Year (FY) 2024 Further Continuing Appropriations and Other Extensions Act (P.L. 118-22), which extends the terms and conditions of the FY 2023 Department of Homeland Security Appropriations Act (P.L. 117-328) and in the Coronavirus Aid, Relief, and Economic Security Act (P.L. 116-136).

Pursuant to congressional requirements, this report is being provided to the following Members of Congress:

The Honorable Kay Granger  
Chairwoman, House Appropriations Committee

The Honorable Rosa DeLauro  
Ranking Member, House Appropriations Committee

The Honorable Patty Murray  
Chair, Senate Appropriations Committee

The Honorable Susan Collins  
Vice Chair, Senate Appropriations Committee

Inquiries relating to this report may be directed to me at (202) 646-3900.

Sincerely,



Deanne Criswell  
Administrator  
Federal Emergency Management Agency





# Disaster Relief Fund: Monthly Report as of December 31, 2023

## Table of Contents

I.	Legislative Language.....	1
II.	Background .....	3
	Appendix A: DRF Appropriations Summary .....	4
	Appendix B: DRF Funding Activity .....	5
	Appendix C: Obligations and Estimates by Spending Category.....	12
	Appendix D: Allocations, Obligations, & Expenditures.....	13
	Appendix E: Fund Exhaustion Date.....	16
	Appendix F: DRF Cost Estimation Bridge Table .....	17
	Appendix G: BRIC-PDM History and Fund Status .....	20

# I. Legislative Language

This document has been compiled pursuant to language set forth in the Fiscal Year (FY) 2024 Further Continuing Appropriations and Other Extensions Act (P.L. 118-22), which extends the terms and conditions of FY 2023 Department of Homeland Security (DHS) Appropriations Act (P.L. 117-328) and in the Coronavirus Aid, Relief, and Economic Security Act (P.L. 116-136).

P.L. 118-22 states:

The following sums are hereby appropriated, out of any money in the Treasury not otherwise appropriated, and out of applicable corporate or other revenues, receipts, and funds, for the several departments, agencies, corporations, and other organizational units of Government for fiscal year 2024, and for other purposes, namely:

SEC. 101. Such amounts as may be necessary, at a rate for operations as provided in the applicable appropriations Acts for fiscal year 2023 and under the authority and conditions provided in such Acts, for continuing projects or activities (including the costs of direct loans and loan guarantees) that are not otherwise specifically provided for in this Act, that were conducted in fiscal year 2023, and for which appropriations, funds, or other authority were made available in the following appropriations Acts:

... (6) The Department of Homeland Security Appropriations Act, 2023 (division F of Public Law 117-328), section 2602 of title VI of division N of Public Law 117-328, and title III of division O of Public Law 117-328,

P.L. 117-328 (referenced above) states:

SEC. 308. The reporting requirements in paragraphs (1) and (2) under the heading "Federal Emergency Management Agency-Disaster Relief Fund" in the Department of Homeland Security Appropriations Act, 2015 (Public Law 114-4), related to reporting on the Disaster Relief Fund, shall be applied in fiscal year 2023 with respect to budget year 2024 and current fiscal year 2023, respectively-

- (1) in paragraph (1) by substituting "fiscal year 2024" for "fiscal year 2016"; and
- (2) in paragraph (2) by inserting "business" after "fifth".

P.L. 114-4 (referenced above) states:

*Provided*, That the Administrator of the Federal Emergency Management Agency shall submit to the Committees on Appropriations of the Senate and the House of Representatives the following reports, including a specific description of the methodology and the source data used in developing such reports...

- (2) an estimate or actual amounts, if available, of the following for the current fiscal year shall be submitted not later than the fifth day of each month, and shall be published by the Administrator on the Agency's Web site not later than the fifth day of each month:
  - (A) a summary of the amount of appropriations made available by source, the transfers executed, the previously allocated funds recovered, and the commitments, allocations, and obligations made;
  - (B) a table of disaster relief activity delineated by month, including-
    - (i) the beginning and ending balances;
    - (ii) the total obligations to include amounts obligated for fire assistance, emergencies, surge, and disaster support activities;
    - (iii) the obligations for catastrophic events delineated by event and by state; and
    - (iv) the amount of previously obligated funds that are recovered;
  - (C) a summary of allocations, obligations, and expenditures for catastrophic events delineated by event;
  - (D) in addition, for a disaster declaration related to Hurricane Sandy, the cost of the following categories of spending: public assistance, individual assistance, mitigation, administrative, operations, and any other relevant category (including emergency measures and disaster resources); and
  - (E) the date on which funds appropriated will be exhausted...

P.L. 116-136 states:

*Provided further*, That every 30 days the Administrator shall provide the Committees on Appropriations of the Senate and the House of Representatives both projected and actual costs for funds provided under this heading for major disasters and any other expenses...

This report covers activities as of December 31, 2023.

## II. Background

P.L. 117-328 requires that the Federal Emergency Management Agency (FEMA) Administrator provide a report by the fifth business day of each month on the Disaster Relief Fund (DRF) that includes a funding summary, a table delineating DRF funding activities each month by state and event, a summary of the funding for the catastrophic events, and the fund exhaustion date, or end-of-fiscal-year balance.

P.L. 116-136 requires that both projected and actual costs for funds provided by it for major disasters and any other expenses be provided to the House and Senate Appropriations Committees.

Consequently, the following report elements are included:

1. Appendix A is an appropriations summary that includes a synopsis of the amount of appropriations made available by source, the transfers executed, the previously allocated funds recovered, and the commitments, allocations, and obligations.
2. Appendix B presents details on the DRF funding activities delineated by month.
3. Appendix C presents obligations and estimates by spending category for Hurricanes Sandy, Harvey, Irma, and Maria; Coronavirus Disease 2019 (COVID-19); and declarations since August 1, 2017.
4. Appendix D presents funding summaries for the current active catastrophic events including the allocations, obligations, and expenditures.
5. Appendix E presents the fund exhaustion date, or end-of-fiscal-year balance.
6. Appendix F presents a bridge table that provides explanation for the monthly and baseline change for all activities to include details for catastrophic events.
7. Appendix G presents the fund history and current status of the Building Resilient Infrastructure and Communities (BRIC)/Predisaster Mitigation (PDM) program.

**Disaster Relief Fund Congressional Monthly Report**  
**as of December 31, 2023**  
(Dollars in Millions)

	<b>Major Declarations</b>	<b>Base</b>	<b>Total</b>
Carryover From FY 2023	\$ 2,547	\$ 714	\$ 3,261
FY 2024 Appropriations/CR <sup>(1)</sup>	19,945		19,945
FY 2024 Additional Appropriations <sup>(1)</sup>	15,500	500	16,000
FY 2024 Recoveries	913	35	948
<b>Total Budget Authority</b>	<b>38,905</b>	<b>1,249</b>	<b>40,154</b>
Anticipated Transfers to DADLP <sup>(2)</sup>	(10)		(10)
Actual 6% for Predisaster Mitigation per DRRRA <sup>(3)</sup>	(95)		(95)
Anticipated Transfers to OIG <sup>(1)</sup>	(14)	(2)	(16)
Anticipated Transfers to USAID <sup>(4)</sup>		(10)	(10)
<b>Revised Budget Authority</b>	<b>38,786</b>	<b>1,237</b>	<b>40,023</b>
Obligations <sup>(5)</sup>	(11,719)	(244)	(11,963)
<b>Balance</b>	<b>27,067</b>	<b>993</b>	<b>28,060</b>
<b>Projections for the Remainder of FY 2024</b>			
Projected FY 2024 Additional Obligations			
Based on Existing Spend Plans			
Non-Catastrophic Disasters			
Catastrophic Disasters	(35,197)		(35,197)
DRS and Other		(325)	(325)
<b>Subtotal Existing Spend Plans</b>	<b>(35,197)</b>	<b>(325)</b>	<b>(35,522)</b>
Based on 10-year Average			
Non-Catastrophic Disasters	(1,933)		(1,933)
EM, FMAG, and SU		(248)	(248)
<b>Subtotal 10-year Average</b>	<b>(1,933)</b>	<b>(248)</b>	<b>(2,181)</b>
<b>Total Projected FY 2024 Additional Obligations</b>	<b>(37,130)</b>	<b>(573)</b>	<b>(37,703)</b>
Projected Additional Recoveries	3,087	113	3,200
<b>Balance</b>	<b>\$ (6,976)</b>	<b>\$ 533</b>	<b>\$ (6,443)</b>

**Notes:**

(1) Pursuant to P.L 118-22, Further Continuing Appropriations and Other Extensions Act, 2024. Section 128 allows the DRF appropriation to be apportioned as necessary, up to the FY 2023 enacted levels, to carry out response and recovery activities. Section 129 appropriates \$16 billion to the DRF.

(2) Pursuant to P.L. 116-260, FY 2021 DHS Appropriations Act and Coronavirus Response and Relief Supplemental Appropriations Act, 2021.

(3) Pursuant to the Disaster Recovery Reform Act (DRRA) (P.L. 115-254). See Appendix G for additional information regarding the BRIC program balance. The BRIC funding continues to be available to FEMA for other purposes should the DRF Majors balance drop too low to cover immediate response or recovery needs.

(4) Anticipated transfers to the U.S. Agency for International Development (USAID) for Compact Aid Agreement.

(5) As of December 31, 2023, unobligated commitments were \$460 million and uncommitted/unobligated allocations totaled \$340 million.

Source of financial information is the Integrated Financial Management Information System (IFMIS).

**APPENDIX B: DRF Funding Activity (Details)**

**Disaster Relief Fund Monthly Obligations FY 2024  
DRF Monthly Spend Plan (FY 2024)  
(S in millions)  
as of December 31, 2023**

	<u>Oct-23</u>	<u>Nov-23</u>	<u>Dec-23</u>	<u>Jan-24</u>	<u>Feb-24</u>	<u>Mar-24</u>	<u>Apr-24</u>	<u>May-24</u>	<u>Jun-24</u>	<u>Jul-24</u>	<u>Aug-24</u>	<u>Sep-24</u>	<u>Total</u>
<b>Beginning of Month DRF Balance</b>	\$ 3,261	\$ 33,848	\$ 30,582	\$ 28,060	\$ 25,351	\$ 22,860	\$ 16,865	\$ 13,290	\$ 9,147	\$ 5,643	\$ 2,468	\$ (1,586)	\$ (6,443)
<b>FY 2024 Continuing Appropriations Act <sup>(1)</sup></b>	19,945												
<b>FY 2024 Additional Appropriations <sup>(1)</sup></b>	16,000												
<b>Anticipated Transfers to DADLP <sup>(2)</sup></b>		(10)											
<b>Predisaster Mitigation <sup>(3)</sup></b>	(70)	(25)											
<b>Anticipated Transfers to USAID <sup>(4)</sup></b>	(10)												
<b>Anticipated Transfers to OIG <sup>(1)</sup></b>	(2)	(14)											
<b>Total Available</b>	39,124	33,799	30,582	28,060	25,351	22,860	16,865	13,290	9,147	5,643	2,468	(1,586)	(6,443)
<b>Major Declarations</b>	37,922	32,695	29,551	27,067	24,411	21,957	16,029	12,499	8,400	4,941	1,813	(2,185)	(6,976)
<b>Base</b>	1,202	1,104	1,031	993	940	903	836	791	747	702	655	599	533
<b>DRF Base Activities</b>													
<b>Emergencies</b>													
Monthly Actual/Estimated Obligations	(15)	(4)	1	(11)	(11)	(11)	(11)	(11)	(11)	(11)	(10)	(10)	(115)
<b>Fire Management</b>													
Monthly Actual/Estimated Obligations	(8)	(52)	(23)	(10)	(10)	(10)	(10)	(10)	(10)	(10)	(10)	(9)	(172)
<b>Surge</b>													
Monthly Actual/Estimated Obligations	(5)	(2)	-	(7)	(7)	(7)	(7)	(7)	(7)	(7)	(7)	(6)	(69)
<b>Disaster Support &amp; Other Activities</b>													
DRS Monthly Actual/Estimated Obligations	(80)	(27)	(23)	(35)	(19)	(49)	(27)	(26)	(26)	(28)	(38)	(51)	(429)
Other Monthly Actual/Estimated Obligations	-	(3)	(3)	(3)	(3)	(3)	(3)	(3)	(3)	(3)	(3)	(2)	(32)
Monthly Actual/Estimated Obligations	(80)	(30)	(26)	(38)	(22)	(52)	(30)	(29)	(29)	(31)	(41)	(53)	(461)
<b>Total DRF Base Actual/Estimated Obligations</b>	<b>(108)</b>	<b>(88)</b>	<b>(48)</b>	<b>(66)</b>	<b>(50)</b>	<b>(80)</b>	<b>(58)</b>	<b>(57)</b>	<b>(57)</b>	<b>(59)</b>	<b>(68)</b>	<b>(78)</b>	<b>(817)</b>
<b>DRF DR Activities</b>													
<b>Average Monthly Major DR Activity (Non-Cat.)</b>													
Monthly Actual/Estimated Obligations	(519)	(435)	(309)	(226)	(469)	(451)	(221)	(88)	(100)	(126)	(139)	(113)	(3,196)
<b>Katrina Rita Wilma</b>													
Initial FY 2024 Spend Plan Estimates	(4)	(30)	(15)	(1)	-	(4)	(2)	(3)	(5)	(7)	(7)	(36)	(114)
Monthly Actual/Estimated Obligations	(3)	(4)	(4)	(3)	(35)	(10)	(4)	(3)	(5)	(4)	(6)	(38)	(119)
<b>Gustav</b>													
Initial FY 2024 Spend Plan Estimates	-	-	-	-	-	-	-	-	-	-	-	(3)	(3)
Monthly Actual/Estimated Obligations	(1)	-	-	-	-	-	-	-	-	-	-	(2)	(3)
<b>Ike</b>													
Initial FY 2024 Spend Plan Estimates	(2)	(3)	-	-	-	-	-	-	-	-	-	-	(5)
Monthly Actual/Estimated Obligations	(1)	(1)	-	(1)	(5)	-	-	-	-	-	-	-	(8)
<b>TN Floods</b>													
Initial FY 2024 Spend Plan Estimates	-	-	-	-	-	-	-	(3)	-	-	-	(1)	(4)
Monthly Actual/Estimated Obligations	-	-	(3)	-	-	-	-	-	-	-	-	(1)	(4)
<b>Irene</b>													
Initial FY 2024 Spend Plan Estimates	-	-	-	(1)	-	-	-	-	-	-	-	(1)	(2)
Monthly Actual/Estimated Obligations	-	-	(1)	-	-	-	-	-	-	-	-	(1)	(2)
<b>Lee</b>													
Initial FY 2024 Spend Plan Estimates	-	-	-	-	-	-	-	-	-	-	-	(1)	(1)
Monthly Actual/Estimated Obligations	-	-	-	-	-	-	-	-	-	-	-	(1)	(1)
<b>Isaac</b>													
Initial FY 2024 Spend Plan Estimates	-	(3)	-	-	-	-	-	-	-	-	-	-	(3)
Monthly Actual/Estimated Obligations	-	-	-	-	(3)	-	-	-	-	-	-	-	(3)



APPENDIX B: DRF Funding Activity (Details)

Disaster Relief Fund Monthly Obligations FY 2024  
 DRF Monthly Spend Plan (FY 2024)  
 (\$ in millions)  
 as of December 31, 2023

	<u>Oct-23</u>	<u>Nov-23</u>	<u>Dec-23</u>	<u>Jan-24</u>	<u>Feb-24</u>	<u>Mar-24</u>	<u>Apr-24</u>	<u>May-24</u>	<u>Jun-24</u>	<u>Jul-24</u>	<u>Aug-24</u>	<u>Sep-24</u>	<u>Total</u>
<b>Sandy</b>													
Initial FY 2024 Spend Plan Estimates	(1)	(32)	(26)	(87)	(3)	(4)	(42)	(21)	(46)	(3)	(88)	(79)	(432)
Monthly Actual/Estimated Obligations	(3)	(5)	(1)	(78)	(42)	(4)	(42)	(22)	(46)	(3)	(111)	(78)	(435)
<b>2013 Colorado Flood</b>													
Initial FY 2024 Spend Plan Estimates	-	-	-	-	-	-	(1)	-	-	-	-	-	(1)
Monthly Actual/Estimated Obligations	(13)	(1)	-	-	-	(2)	-	-	-	-	-	-	(16)
<b>WV Floods 4273</b>													
Initial FY 2024 Spend Plan Estimates	-	(2)	(2)	(3)	-	(1)	(1)	-	-	-	-	(6)	(15)
Monthly Actual/Estimated Obligations	-	(2)	(13)	(3)	-	(1)	(6)	-	-	-	-	(2)	(27)
<b>LA Floods 4277</b>													
Initial FY 2024 Spend Plan Estimates	(1)	(2)	-	-	-	-	-	-	-	-	-	(1)	(4)
Monthly Actual/Estimated Obligations	(4)	(1)	(1)	(3)	(1)	(1)	-	-	-	-	-	-	(11)
<b>Matthew</b>													
Initial FY 2024 Spend Plan Estimates	(4)	(9)	(4)	(1)	(6)	(1)	(18)	(1)	-	-	-	(2)	(46)
Monthly Actual/Estimated Obligations	(10)	(2)	(1)	(4)	(6)	(4)	(5)	-	-	-	(1)	(10)	(43)
<b>CA Winter Storms</b>													
Initial FY 2024 Spend Plan Estimates	-	-	-	(25)	-	-	-	-	(32)	-	-	(3)	(60)
Monthly Actual/Estimated Obligations	-	-	(1)	(25)	(5)	(33)	-	-	-	-	-	(1)	(65)
<b>Harvey</b>													
Initial FY 2024 Spend Plan Estimates	(7)	(17)	(15)	(12)	(4)	(10)	(8)	(7)	(13)	(9)	(31)	(2)	(135)
Monthly Actual/Estimated Obligations	(4)	(10)	(6)	(23)	(16)	(11)	(7)	(7)	(13)	(13)	(26)	(3)	(139)
<b>Irma</b>													
Initial FY 2024 Spend Plan Estimates	(10)	(5)	(6)	(10)	(8)	(15)	(10)	(16)	(11)	(8)	(8)	(63)	(170)
Monthly Actual/Estimated Obligations	(16)	(8)	(18)	(6)	(36)	(12)	(8)	(54)	(9)	(11)	(4)	(18)	(200)
<b>Maria</b>													
Initial FY 2024 Spend Plan Estimates	(384)	(364)	(314)	(412)	(386)	(1,118)	(887)	(894)	(2,024)	(1,514)	(472)	(344)	(9,113)
Monthly Actual/Estimated Obligations	(367)	(745)	(769)	(323)	(123)	(1,997)	(1,103)	(2,330)	(692)	(284)	(412)	(342)	(9,487)
<b>CA Wildfires 2017</b>													
Initial FY 2024 Spend Plan Estimates	-	-	(32)	-	-	-	-	-	-	-	-	(1)	(33)
Monthly Actual/Estimated Obligations	-	(1)	(4)	-	(1)	(34)	-	-	-	-	-	(8)	(48)
<b>Florence</b>													
Initial FY 2024 Spend Plan Estimates	(4)	(1)	-	(6)	(4)	(10)	(2)	(10)	-	(2)	-	-	(39)
Monthly Actual/Estimated Obligations	(5)	(1)	(7)	(6)	(3)	(1)	(2)	-	(1)	(3)	(6)	-	(35)
<b>Michael</b>													
Initial FY 2024 Spend Plan Estimates	(5)	(24)	(10)	(14)	(15)	(21)	(13)	(16)	(6)	(7)	(4)	(18)	(153)
Monthly Actual/Estimated Obligations	(22)	(2)	(9)	(10)	(17)	(31)	(13)	(153)	(10)	(5)	(3)	(20)	(295)
<b>Yutu 4404</b>													
Initial FY 2024 Spend Plan Estimates	(5)	(18)	(1)	-	-	-	-	-	-	-	-	(1)	(25)
Monthly Actual/Estimated Obligations	-	(1)	(1)	(4)	-	(2)	(13)	(3)	-	-	(1)	-	(25)
<b>CA Wildfires 2018</b>													
Initial FY 2024 Spend Plan Estimates	(2)	(2)	(696)	-	-	(1)	-	-	-	-	-	-	(701)
Monthly Actual/Estimated Obligations	-	(13)	(1)	(5)	(11)	(697)	(6)	-	-	-	-	(25)	(758)
<b>Nebraska Winter Storm 2019</b>													
Initial FY 2024 Spend Plan Estimates	(4)	-	-	(2)	(2)	-	-	-	(1)	(1)	-	(1)	(11)
Monthly Actual/Estimated Obligations	(3)	(3)	-	(2)	(3)	-	-	-	(1)	-	-	-	(12)
<b>PR Earthquakes 4473</b>													
Initial FY 2024 Spend Plan Estimates	(2)	(11)	(4)	(11)	(1)	(1)	(3)	(2)	(9)	(9)	(12)	(19)	(84)
Monthly Actual/Estimated Obligations	(6)	(6)	(4)	(19)	(4)	(11)	(3)	(1)	(6)	(5)	(15)	(16)	(96)

**APPENDIX B: DRF Funding Activity (Details)**

**Disaster Relief Fund Monthly Obligations FY 2024  
DRF Monthly Spend Plan (FY 2024)  
(S in millions)  
as of December 31, 2023**

	<u>Oct-23</u>	<u>Nov-23</u>	<u>Dec-23</u>	<u>Jan-24</u>	<u>Feb-24</u>	<u>Mar-24</u>	<u>Apr-24</u>	<u>May-24</u>	<u>Jun-24</u>	<u>Jul-24</u>	<u>Aug-24</u>	<u>Sep-24</u>	<u>Total</u>
<b>COVID-19</b>													
<b>Initial FY 2024 Spend Plan Estimates</b>	(1,567)	(1,623)	(1,630)	(2,249)	(1,910)	(2,675)	(2,130)	(1,708)	(1,769)	(3,201)	(2,421)	(3,943)	(26,826)
Monthly Actual/Estimated Obligations	(3,230)	(1,281)	(1,251)	(1,808)	(1,280)	(2,455)	(2,111)	(1,423)	(2,596)	(2,480)	(2,728)	(3,891)	(26,534)
<b>California Wildfires 2020</b>													
<b>Initial FY 2024 Spend Plan Estimates</b>	(3)	(14)	(8)	(43)	(12)	-	(5)	-	(3)	(3)	(1)	(1)	(93)
Monthly Actual/Estimated Obligations	(3)	(1)	(1)	(44)	(22)	(5)	(5)	(1)	(10)	(1)	-	(2)	(95)
<b>Laura</b>													
<b>Initial FY 2024 Spend Plan Estimates</b>	(90)	(39)	(55)	(56)	(55)	(23)	(28)	(45)	(26)	(23)	(19)	(16)	(475)
Monthly Actual/Estimated Obligations	(99)	(47)	(82)	(12)	(112)	(64)	(22)	(13)	(32)	(18)	(16)	(14)	(531)
<b>Oregon Wildfires 2020</b>													
<b>Initial FY 2024 Spend Plan Estimates</b>	(37)	(85)	(12)	(4)	(36)	(38)	(28)	(3)	(3)	-	(7)	(1)	(254)
Monthly Actual/Estimated Obligations	(25)	(2)	(18)	(2)	(79)	(9)	(33)	(12)	(42)	-	(10)	(2)	(234)
<b>Ida</b>													
<b>Initial FY 2024 Spend Plan Estimates</b>	(252)	(172)	(149)	(81)	(113)	(144)	(53)	(45)	(66)	(150)	(51)	(130)	(1,406)
Monthly Actual/Estimated Obligations	(224)	(87)	(76)	(145)	(184)	(150)	(62)	(66)	(55)	(166)	(64)	(135)	(1,414)
<b>Fiona</b>													
<b>Initial FY 2024 Spend Plan Estimates</b>	(109)	(94)	(110)	(21)	(127)	(7)	(48)	(63)	(73)	(65)	(408)	(57)	(1,182)
Monthly Actual/Estimated Obligations	(104)	(64)	(61)	(82)	(221)	(108)	(39)	(95)	(36)	(42)	(332)	(36)	(1,220)
<b>Ian</b>													
<b>Initial FY 2024 Spend Plan Estimates</b>	(547)	(180)	(105)	(89)	(127)	(91)	(59)	(136)	(160)	(107)	(195)	(212)	(2,008)
Monthly Actual/Estimated Obligations	(594)	(191)	(53)	(65)	(52)	(108)	(80)	(99)	(80)	(173)	(348)	(215)	(2,058)
<b>Hawaii Wildfires</b>													
<b>Initial FY 2024 Spend Plan Estimates</b>	(448)	(107)	(39)	(22)	(15)	(14)	(14)	(106)	(13)	(63)	(13)	(13)	(867)
Monthly Actual/Estimated Obligations	(97)	(458)	(42)	(85)	(21)	(17)	(25)	(27)	(9)	(60)	(24)	(28)	(893)
<b>Idalia</b>													
<b>Initial FY 2024 Spend Plan Estimates</b>	(130)	(47)	(38)	(37)	(60)	(48)	(55)	(44)	(53)	(63)	(82)	(104)	(761)
Monthly Actual/Estimated Obligations	(150)	(59)	(48)	(15)	(46)	(53)	(63)	(45)	(59)	(77)	(95)	(132)	(842)
<b>Actual/Estimated Major Declaration Obligations</b>													
<b>Total DR Actual/Estimated Obligations</b>	<b>(5,503)</b>	<b>(3,431)</b>	<b>(2,785)</b>	<b>(2,999)</b>	<b>(2,797)</b>	<b>(6,271)</b>	<b>(3,873)</b>	<b>(4,442)</b>	<b>(3,802)</b>	<b>(3,471)</b>	<b>(4,341)</b>	<b>(5,134)</b>	<b>(48,849)</b>
<b>FY 2024 Actual/Estimated Recoveries</b>													
<b>Monthly Recoveries</b>	<b>335</b>	<b>302</b>	<b>311</b>	<b>356</b>	<b>356</b>	<b>356</b>	<b>356</b>	<b>356</b>	<b>355</b>	<b>355</b>	<b>355</b>	<b>355</b>	<b>4,148</b>
Major Declaration Actuals/Estimated	325	287	301	343	343	343	343	343	343	343	343	343	4,000
Base Actuals/Estimated	10	15	10	13	13	13	13	13	12	12	12	12	148
<b>DRF Available at End of Month (Including Recoveries)</b>	<b>\$ 33,848</b>	<b>\$ 30,582</b>	<b>\$ 28,060</b>	<b>\$ 25,351</b>	<b>\$ 22,860</b>	<b>\$ 16,865</b>	<b>\$ 13,290</b>	<b>\$ 9,147</b>	<b>\$ 5,643</b>	<b>\$ 2,468</b>	<b>\$ (1,586)</b>	<b>\$ (6,443)</b>	

**Notes:**

- (1) Pursuant to P.L. 118-22, the Continuing Appropriations Act, 2024 and Other Extensions Act. Section 128 allows the DRF appropriation to be apportioned as necessary, up to the FY 2023 enacted levels, to carry out response and recovery activities. Section 129 appropriates \$16 billion to the DRF.
- (2) Pursuant to P.L. 116-260, FY 2021 DHS Appropriations Act and Coronavirus Response and Relief Supplemental Appropriations Act, 2021.
- (3) Pursuant to the Disaster Recovery Reform Act (DRRA) (P.L. 115-254). See Appendix G for additional information regarding the BRIC program balance. The BRIC funding continues to be available to FEMA for other purposes should the DRF Majors balance drop too low to cover immediate response or recovery needs.
- (4) Anticipated transfers to the U.S. Agency for International Development (USAID) for Compact Aid Agreement.

Disaster Relief Fund Monthly Detailed Obligations FY 2024  
(\$ in millions)

Event/DR	Cumulative Obligations Through FY 2023	October	November	December	January	February	March	April	May	June	July	August	September	FY 2024 Total
		Actual	Actual	Actual	Estimated	Estimated	Estimated	Estimated	Estimated	Estimated	Estimated	Estimated	Estimated	
<b>Katrina Rita Wilma</b>														
1602-FL	(233)	\$ -	\$ -	\$ -	-	-	-	-	-	-	-	-	-	-
1603-LA	(33,000)	(3)	(4)	(4)	(3)	(33)	(10)	(2)	(3)	(5)	(4)	(6)	(35)	(112)
1604-MS	(10,110)	-	-	-	-	(2)	-	-	-	-	-	-	(1)	(3)
1605-AL	(1,039)	-	-	-	-	-	-	-	-	-	-	-	-	-
1606-TX	(1,877)	-	-	-	-	-	-	-	-	-	-	-	-	-
1607-LA	(1,922)	-	-	-	-	-	-	-	-	-	-	-	(2)	(2)
1609-FL	(2,567)	-	-	-	-	-	-	(2)	-	-	-	-	-	(2)
	<b>(50,748)</b>	<b>(3)</b>	<b>(4)</b>	<b>(4)</b>	<b>(3)</b>	<b>(35)</b>	<b>(10)</b>	<b>(4)</b>	<b>(3)</b>	<b>(5)</b>	<b>(4)</b>	<b>(6)</b>	<b>(38)</b>	<b>(119)</b>
<b>Gustav</b>														
1786-LA	(1,693)	(1)	-	-	-	-	-	-	-	-	-	-	(2)	(3)
1789-AL	(10)	-	-	-	-	-	-	-	-	-	-	-	-	-
1793-AR	(6)	-	-	-	-	-	-	-	-	-	-	-	-	-
1794-MS	(40)	-	-	-	-	-	-	-	-	-	-	-	-	-
1806-FL	(6)	-	-	-	-	-	-	-	-	-	-	-	-	-
	<b>(1,755)</b>	<b>(1)</b>	<b>-</b>	<b>-</b>	<b>-</b>	<b>-</b>	<b>-</b>	<b>-</b>	<b>-</b>	<b>-</b>	<b>-</b>	<b>-</b>	<b>(2)</b>	<b>(3)</b>
<b>Ike</b>														
1791-TX	(4,370)	(1)	(1)	-	(1)	(5)	-	-	-	-	-	-	-	(8)
1792-LA	(370)	-	-	-	-	-	-	-	-	-	-	-	-	-
1797-AL	(8)	-	-	-	-	-	-	-	-	-	-	-	-	-
1802-KY	(24)	-	-	-	-	-	-	-	-	-	-	-	-	-
1804-AR	(3)	-	-	-	-	-	-	-	-	-	-	-	-	-
1805-OH	(56)	-	-	-	-	-	-	-	-	-	-	-	-	-
	<b>(4,831)</b>	<b>(1)</b>	<b>(1)</b>	<b>-</b>	<b>(1)</b>	<b>(5)</b>	<b>-</b>	<b>-</b>	<b>-</b>	<b>-</b>	<b>-</b>	<b>-</b>	<b>-</b>	<b>(8)</b>
<b>TN Floods</b>														
1909-TN	(559)	-	-	(3)	-	-	-	-	-	-	-	-	(1)	(4)
	<b>(559)</b>	<b>-</b>	<b>-</b>	<b>(3)</b>	<b>-</b>	<b>-</b>	<b>-</b>	<b>-</b>	<b>-</b>	<b>-</b>	<b>-</b>	<b>-</b>	<b>(1)</b>	<b>(4)</b>
<b>Irene</b>														
4017-PR	(138)	-	-	-	-	-	-	-	-	-	-	-	-	-
4019-NC	(189)	-	-	-	-	-	-	-	-	-	-	-	-	-
4020-NY	(898)	-	-	-	-	-	-	-	-	-	-	-	(1)	(1)
4021-NJ	(400)	-	-	-	-	-	-	-	-	-	-	-	-	-
4022-VT	(337)	-	-	-	-	-	-	-	-	-	-	-	-	-
4023-CT	(75)	-	-	-	-	-	-	-	-	-	-	-	-	-
4024-VA	(73)	-	-	-	-	-	-	-	-	-	-	-	-	-
4025-PA	(99)	-	-	-	-	-	-	-	-	-	-	-	-	-
4026-NH	(27)	-	-	-	-	-	-	-	-	-	-	-	-	-
4027-RI	(11)	-	-	-	-	-	-	-	-	-	-	-	-	-
4028-MA	(53)	-	-	(1)	-	-	-	-	-	-	-	-	-	(1)
4032-ME	(3)	-	-	-	-	-	-	-	-	-	-	-	-	-
4034-MD	(25)	-	-	-	-	-	-	-	-	-	-	-	-	-
4036-DC	(4)	-	-	-	-	-	-	-	-	-	-	-	-	-
4037-DE	(3)	-	-	-	-	-	-	-	-	-	-	-	-	-
	<b>(2,335)</b>	<b>-</b>	<b>-</b>	<b>(1)</b>	<b>-</b>	<b>-</b>	<b>-</b>	<b>-</b>	<b>-</b>	<b>-</b>	<b>-</b>	<b>-</b>	<b>(1)</b>	<b>(2)</b>
<b>Lee</b>														
4030-PA	(375)	-	-	-	-	-	-	-	-	-	-	-	-	-
4031-NY	(442)	-	-	-	-	-	-	-	-	-	-	-	(1)	(1)
4038-MD	(15)	-	-	-	-	-	-	-	-	-	-	-	-	-
4039-NJ	(6)	-	-	-	-	-	-	-	-	-	-	-	-	-
4041-LA	(7)	-	-	-	-	-	-	-	-	-	-	-	-	-
4045-VA	(7)	-	-	-	-	-	-	-	-	-	-	-	-	-
	<b>(852)</b>	<b>-</b>	<b>-</b>	<b>-</b>	<b>-</b>	<b>-</b>	<b>-</b>	<b>-</b>	<b>-</b>	<b>-</b>	<b>-</b>	<b>-</b>	<b>(1)</b>	<b>(1)</b>
<b>Isaac</b>														
4080-LA	(684)	-	-	-	-	(3)	-	-	-	-	-	-	-	(3)
4081-MS	(90)	-	-	-	-	-	-	-	-	-	-	-	-	-
4082-AL	(10)	-	-	-	-	-	-	-	-	-	-	-	-	-
4084-FL	(29)	-	-	-	-	-	-	-	-	-	-	-	-	-
	<b>(813)</b>	<b>-</b>	<b>-</b>	<b>-</b>	<b>-</b>	<b>(3)</b>	<b>-</b>	<b>-</b>	<b>-</b>	<b>-</b>	<b>-</b>	<b>-</b>	<b>-</b>	<b>(3)</b>

Disaster Relief Fund Monthly Detailed Obligations FY 2024  
(S in millions)

Event/DR	Cumulative Obligations Through FY 2023	October	November	December	January	February	March	April	May	June	July	August	September	FY 2024 Total
		Actual	Actual	Actual	Estimated	Estimated	Estimated	Estimated	Estimated	Estimated	Estimated	Estimated	Estimated	
<b>Sandy</b>														
4085-NY	(18,421)	(2)	(5)	(1)	(76)	(40)	(2)	(1)	(20)	(14)	(2)	(24)	(55)	(242)
4086-NJ	(3,444)	(1)	-	-	(2)	(2)	(2)	(39)	(2)	(32)	(1)	(87)	(23)	(191)
4087-CT	(123)	-	-	-	-	-	-	-	-	-	-	-	-	-
4089-RI	(19)	-	-	-	-	-	-	-	-	-	-	-	-	-
4090-DE	(8)	-	-	-	-	-	-	-	-	-	-	-	-	-
4091-MD	(48)	-	-	-	-	-	-	-	-	-	-	-	-	-
4092-VA	(14)	-	-	-	-	-	-	-	-	-	-	-	-	-
4093-WV	(23)	-	-	-	-	-	-	-	-	-	-	-	-	-
4095-NH	(3)	-	-	-	-	-	-	-	-	-	-	-	-	-
4096-DC	(3)	-	-	-	-	-	-	-	-	-	-	-	-	-
4097-MA	(18)	-	-	-	-	-	-	(2)	-	-	-	-	-	(2)
4098-OH	(24)	-	-	-	-	-	-	-	-	-	-	-	-	-
4099-PA	(17)	-	-	-	-	-	-	-	-	-	-	-	-	-
	<b>(22,165)</b>	<b>(3)</b>	<b>(5)</b>	<b>(1)</b>	<b>(78)</b>	<b>(42)</b>	<b>(4)</b>	<b>(42)</b>	<b>(22)</b>	<b>(46)</b>	<b>(3)</b>	<b>(111)</b>	<b>(78)</b>	<b>(435)</b>
<b>2013 Colorado Flood</b>														
4145-CO	(652)	(13)	(1)	-	-	-	(2)	-	-	-	-	-	-	(16)
	<b>(652)</b>	<b>(13)</b>	<b>(1)</b>	<b>-</b>	<b>-</b>	<b>-</b>	<b>(2)</b>	<b>-</b>	<b>-</b>	<b>-</b>	<b>-</b>	<b>-</b>	<b>-</b>	<b>(16)</b>
<b>WV Floods 4273</b>														
4273-WV	(618)	-	(2)	(13)	(3)	-	(1)	(6)	-	-	-	-	(2)	(27)
	<b>(618)</b>	<b>-</b>	<b>(2)</b>	<b>(13)</b>	<b>(3)</b>	<b>-</b>	<b>(1)</b>	<b>(6)</b>	<b>-</b>	<b>-</b>	<b>-</b>	<b>-</b>	<b>(2)</b>	<b>(27)</b>
<b>LA Floods 4277</b>														
4277-LA	(2,754)	(4)	(1)	(1)	(3)	(1)	(1)	-	-	-	-	-	-	(11)
	<b>(2,754)</b>	<b>(4)</b>	<b>(1)</b>	<b>(1)</b>	<b>(3)</b>	<b>(1)</b>	<b>(1)</b>	<b>-</b>	<b>-</b>	<b>-</b>	<b>-</b>	<b>-</b>	<b>-</b>	<b>(11)</b>
<b>Matthew</b>														
4283-FL	(499)	-	-	-	(1)	(1)	(3)	(3)	-	-	-	-	(4)	(12)
4284-GA	(146)	-	-	-	-	(5)	-	-	-	-	-	(1)	-	(6)
4285-NC	(687)	(2)	(2)	(1)	(3)	-	-	-	-	-	-	-	(6)	(14)
4286-SC	(396)	(8)	-	-	-	-	(1)	(2)	-	-	-	-	-	(11)
4291-VA	(41)	-	-	-	-	-	-	-	-	-	-	-	-	-
	<b>(1,769)</b>	<b>(10)</b>	<b>(2)</b>	<b>(1)</b>	<b>(4)</b>	<b>(6)</b>	<b>(4)</b>	<b>(5)</b>	<b>-</b>	<b>-</b>	<b>-</b>	<b>(1)</b>	<b>(10)</b>	<b>(43)</b>
<b>CA Winter Storms</b>														
4308-CA	(929)	-	-	(1)	(25)	(5)	(33)	-	-	-	-	-	(1)	(65)
	<b>(929)</b>	<b>-</b>	<b>-</b>	<b>(1)</b>	<b>(25)</b>	<b>(5)</b>	<b>(33)</b>	<b>-</b>	<b>-</b>	<b>-</b>	<b>-</b>	<b>-</b>	<b>(1)</b>	<b>(65)</b>
<b>Harvey</b>														
4332-TX	(8,148)	(4)	(10)	(6)	(23)	(16)	(11)	(7)	(7)	(13)	(13)	(26)	(3)	(139)
4345-LA	(14)	-	-	-	-	-	-	-	-	-	-	-	-	-
	<b>(8,162)</b>	<b>(4)</b>	<b>(10)</b>	<b>(6)</b>	<b>(23)</b>	<b>(16)</b>	<b>(11)</b>	<b>(7)</b>	<b>(7)</b>	<b>(13)</b>	<b>(13)</b>	<b>(26)</b>	<b>(3)</b>	<b>(139)</b>
<b>Irma</b>														
4335-VI	(329)	(2)	-	(2)	-	-	-	-	-	-	-	-	-	(4)
4336-PR	(83)	-	-	(2)	-	-	-	-	-	-	-	-	-	(2)
4337-FL	(5,157)	(14)	(8)	(14)	(3)	(35)	(12)	(5)	(54)	(4)	(6)	(4)	(18)	(177)
4338-GA	(200)	-	-	-	(3)	(1)	-	(3)	-	(5)	(5)	-	-	(17)
4341-FL	(3)	-	-	-	-	-	-	-	-	-	-	-	-	-
4346-SC	(46)	-	-	-	-	-	-	-	-	-	-	-	-	-
	<b>(5,818)</b>	<b>(16)</b>	<b>(8)</b>	<b>(18)</b>	<b>(6)</b>	<b>(36)</b>	<b>(12)</b>	<b>(8)</b>	<b>(54)</b>	<b>(9)</b>	<b>(11)</b>	<b>(4)</b>	<b>(18)</b>	<b>(200)</b>
<b>Maria</b>														
4339-PR	(41,285)	(325)	(247)	(136)	(119)	(75)	(145)	(934)	(956)	(411)	(187)	(410)	(225)	(4,170)
4340-VI	(7,195)	(42)	(498)	(633)	(204)	(48)	(1,852)	(169)	(1,374)	(281)	(97)	(2)	(117)	(5,317)
	<b>(48,480)</b>	<b>(367)</b>	<b>(745)</b>	<b>(769)</b>	<b>(323)</b>	<b>(123)</b>	<b>(1,997)</b>	<b>(1,103)</b>	<b>(2,330)</b>	<b>(692)</b>	<b>(284)</b>	<b>(412)</b>	<b>(342)</b>	<b>(9,487)</b>
<b>CA Wildfires 2017</b>														
4344-CA	(1,436)	-	(1)	(4)	-	(1)	(34)	-	-	-	-	-	(8)	(48)
	<b>(1,436)</b>	<b>-</b>	<b>(1)</b>	<b>(4)</b>	<b>-</b>	<b>(1)</b>	<b>(34)</b>	<b>-</b>	<b>-</b>	<b>-</b>	<b>-</b>	<b>-</b>	<b>(8)</b>	<b>(48)</b>
<b>Florence</b>														
4393-NC	(1,513)	(4)	(1)	(7)	(5)	(2)	(1)	-	-	(1)	(2)	(6)	-	(29)
4394-SC	(248)	-	-	-	(1)	(1)	-	(2)	-	-	(1)	-	-	(5)
4401-VA	(47)	(1)	-	-	-	-	-	-	-	-	-	-	-	(1)
	<b>(1,808)</b>	<b>(5)</b>	<b>(1)</b>	<b>(7)</b>	<b>(6)</b>	<b>(3)</b>	<b>(1)</b>	<b>(2)</b>	<b>-</b>	<b>(1)</b>	<b>(3)</b>	<b>(6)</b>	<b>-</b>	<b>(35)</b>

Disaster Relief Fund Monthly Detailed Obligations FY 2024

(\$ in millions)

Event/DR	Cumulative Obligations	October	November	December	January	February	March	April	May	June	July	August	September	FY 2024 Total
	Through FY 2023	Actual	Actual	Actual	Estimated	Estimated	Estimated	Estimated	Estimated	Estimated	Estimated	Estimated	Estimated	
<b>Michael</b>														
4399-FL	(3,039)	(20)	(2)	(9)	(7)	(12)	(11)	(7)	(143)	(10)	(4)	(3)	(20)	(248)
4400-GA	(338)	-	-	-	(2)	(4)	(16)	(5)	(10)	-	-	-	-	(37)
4406-AL	(20)	-	-	-	-	-	-	-	-	-	-	-	-	-
4411-VA	(43)	(2)	-	-	-	(1)	(4)	(1)	-	-	(1)	-	-	(9)
4412-NC	(26)	-	-	-	(1)	-	-	-	-	-	-	-	-	(1)
	<b>(3,466)</b>	<b>(22)</b>	<b>(2)</b>	<b>(9)</b>	<b>(10)</b>	<b>(17)</b>	<b>(31)</b>	<b>(13)</b>	<b>(153)</b>	<b>(10)</b>	<b>(5)</b>	<b>(3)</b>	<b>(20)</b>	<b>(295)</b>
<b>Nebraska Winter Storm 2019</b>														
4420-NE	(708)	(3)	(3)	-	(2)	(3)	-	-	-	(1)	-	-	-	(12)
	<b>(708)</b>	<b>(3)</b>	<b>(3)</b>	<b>-</b>	<b>(2)</b>	<b>(3)</b>	<b>-</b>	<b>-</b>	<b>-</b>	<b>(1)</b>	<b>-</b>	<b>-</b>	<b>-</b>	<b>(12)</b>
<b>Yutu</b>														
4404-NMI	(854)	-	(1)	(1)	(4)	-	(2)	(13)	(3)	-	-	(1)	-	(25)
	<b>(854)</b>	<b>-</b>	<b>(1)</b>	<b>(1)</b>	<b>(4)</b>	<b>-</b>	<b>(2)</b>	<b>(13)</b>	<b>(3)</b>	<b>-</b>	<b>-</b>	<b>(1)</b>	<b>-</b>	<b>(25)</b>
<b>CA Wildfires 2018</b>														
4407-CA	(1,854)	-	(13)	(1)	(5)	(11)	(697)	(6)	-	-	-	-	(25)	(758)
	<b>(1,854)</b>	<b>-</b>	<b>(13)</b>	<b>(1)</b>	<b>(5)</b>	<b>(11)</b>	<b>(697)</b>	<b>(6)</b>	<b>-</b>	<b>-</b>	<b>-</b>	<b>-</b>	<b>(25)</b>	<b>(758)</b>
<b>PR Earthquakes 4473</b>														
4473-PR	(1,214)	(6)	(6)	(4)	(19)	(4)	(11)	(3)	(1)	(6)	(5)	(15)	(16)	(96)
	<b>(1,214)</b>	<b>(6)</b>	<b>(6)</b>	<b>(4)</b>	<b>(19)</b>	<b>(4)</b>	<b>(11)</b>	<b>(3)</b>	<b>(1)</b>	<b>(6)</b>	<b>(5)</b>	<b>(15)</b>	<b>(16)</b>	<b>(96)</b>
<b>COVID-19</b>														
4480-NY	(18,782)	(554)	(121)	(49)	(320)	(246)	(342)	(445)	(64)	(885)	(639)	(99)	(212)	(3,976)
4481-WA	(2,876)	(241)	(86)	(21)	(60)	(101)	(70)	(65)	(78)	(46)	(34)	(44)	(45)	(891)
4482-CA	(15,367)	(741)	(188)	(605)	(732)	(224)	(82)	(572)	(74)	(771)	(286)	(529)	(407)	(5,211)
4483-IA	(533)	(7)	(2)	(2)	(12)	(18)	(22)	(45)	(43)	(42)	(41)	(41)	(65)	(340)
4484-LA	(3,156)	(139)	(82)	(4)	(2)	(1)	(20)	(36)	(17)	(23)	(31)	(14)	(19)	(388)
4485-TX	(18,476)	(47)	(150)	(29)	(49)	(86)	(75)	(29)	(49)	(18)	(15)	(7)	(7)	(561)
4486-FL	(4,379)	(13)	(57)	(44)	(154)	(16)	(290)	(82)	(33)	(37)	(259)	(112)	(154)	(1,251)
4487-NC	(2,425)	(30)	(1)	(3)	(1)	(11)	(178)	(1)	(11)	(118)	(250)	(35)	(36)	(675)
4488-NJ	(4,588)	(140)	(59)	(6)	(7)	(24)	(75)	(3)	(2)	(28)	(4)	(23)	(378)	(749)
4489-IL	(3,066)	(143)	(5)	(3)	(20)	(25)	(10)	(21)	(30)	(4)	(15)	(395)	(116)	(787)
4490-MO	(1,133)	(4)	(9)	(4)	(5)	(20)	(8)	(16)	(28)	(9)	(55)	(9)	(512)	(679)
4491-MD	(2,648)	(89)	(9)	(31)	(78)	(20)	(51)	(104)	(148)	(27)	(75)	(55)	(517)	(1,204)
4492-SC	(946)	(5)	(31)	(1)	(3)	(4)	(6)	(49)	(8)	(4)	(21)	(13)	(75)	(220)
4493-PR	(606)	(1)	-	-	-	-	(1)	(1)	-	-	-	-	(10)	(13)
4494-MI	(2,750)	(62)	(2)	(2)	(35)	(15)	(175)	(2)	(7)	(2)	(2)	(1)	(149)	(454)
4495-GU	(134)	(5)	-	-	-	-	(2)	(4)	-	-	-	-	(6)	(17)
4496-MA	(3,930)	(106)	(116)	(30)	(147)	(62)	(506)	(236)	(41)	(136)	(30)	(77)	(32)	(1,519)
4497-KY	(430)	(1)	(2)	(1)	(6)	(1)	(2)	(1)	(1)	(1)	(48)	(44)	(44)	(152)
4498-CO	(2,589)	(17)	(11)	(14)	(43)	(3)	(16)	(35)	(13)	(15)	(36)	(8)	(7)	(218)
4499-OR	(1,431)	(294)	(92)	(51)	(14)	(81)	(139)	(130)	(48)	(108)	(5)	(1)	(7)	(970)
4500-CT	(1,352)	(41)	(7)	(3)	(2)	(12)	(5)	(25)	(1)	(4)	(1)	(18)	(3)	(122)
4501-GA	(1,698)	(4)	(12)	(81)	(4)	(18)	(29)	(10)	(1)	(2)	(256)	(357)	(64)	(838)
4502-DC	(1,141)	(23)	(13)	(4)	(2)	(3)	(4)	(10)	(4)	(1)	(2)	(1)	(11)	(78)
4503-AL	(423)	(1)	(2)	(1)	(3)	(3)	(2)	(3)	(3)	(3)	(10)	(9)	(36)	(76)
4504-KS	(577)	(46)	(5)	(24)	(1)	(6)	(18)	(15)	(42)	(10)	(8)	(47)	(10)	(232)
4505-RI	(1,054)	(2)	(9)	(28)	(1)	(1)	(1)	(1)	(3)	-	(28)	(1)	(4)	(79)
4506-PA	(3,539)	(82)	(23)	(3)	(5)	(18)	(32)	(29)	(79)	(76)	(101)	(190)	(154)	(792)
4507-OH	(1,866)	(11)	(30)	(4)	(3)	(9)	(8)	(17)	(37)	(48)	(19)	(290)	(42)	(518)
4508-MT	(143)	(11)	(1)	-	-	-	(10)	-	(2)	-	(2)	-	(1)	(27)
4509-ND	(296)	(5)	(1)	-	(19)	(5)	(1)	(1)	(1)	(1)	(1)	(1)	(1)	(37)
4510-HI	(742)	(23)	(3)	-	(4)	(1)	-	(1)	-	-	(14)	(9)	(4)	(59)
4511-MP	(89)	(22)	(1)	-	-	(1)	(1)	-	-	(1)	(25)	-	(5)	(56)
4512-VA	(1,551)	(24)	(19)	-	(6)	(38)	(14)	(5)	(55)	(5)	(50)	(1)	(124)	(341)
4513-VI	(188)	(11)	-	-	-	(5)	-	-	-	-	-	-	(14)	(30)
4514-TN	(994)	(91)	(12)	(2)	(1)	(2)	(25)	(1)	(6)	(2)	(28)	(32)	(93)	(295)
4515-IN	(824)	(4)	-	(2)	(7)	(19)	(8)	(2)	(1)	(1)	(2)	(1)	(11)	(58)
4516-NH	(423)	(32)	(1)	(13)	(1)	(13)	(8)	(1)	(3)	(3)	(5)	(12)	-	(92)
4517-WV	(397)	(11)	(1)	(2)	(2)	(1)	(16)	(1)	(21)	-	-	(3)	-	(58)
4518-AR	(391)	(1)	(25)	(2)	-	(4)	(53)	(1)	-	-	-	-	-	(86)
4520-WI	(1,186)	(2)	(7)	(2)	(8)	(37)	(55)	(1)	(10)	(1)	(3)	(1)	(56)	(183)
4521-NE	(379)	-	(1)	(6)	(22)	(4)	(13)	(5)	(5)	(10)	(14)	(2)	(7)	(89)
4522-ME	(461)	(8)	(1)	(3)	-	(1)	(2)	(16)	(3)	(17)	(22)	(2)	(65)	(140)
4523-NV	(678)	(1)	-	-	(1)	(11)	(8)	(5)	-	-	-	-	-	(26)
4524-AZ	(1,391)	-	-	(1)	(8)	(9)	(2)	(11)	(5)	(30)	(4)	(200)	(110)	(380)

Disaster Relief Fund Monthly Detailed Obligations FY 2024  
(\$ in millions)

Event/DR	Cumulative Obligations Through FY 2023	October	November	December	January	February	March	April	May	June	July	August	September	FY 2024 Total
		Actual	Actual	Actual	Estimated	Estimated	Estimated	Estimated	Estimated	Estimated	Estimated	Estimated	Estimated	
4525-UT	(532)	(2)	(1)	-	(4)	(2)	(14)	(38)	-	-	-	(8)	-	(69)
4526-DE	(325)	-	(1)	(35)	-	(1)	-	-	(19)	(8)	(1)	(1)	-	(66)
4527-SD	(42)	(3)	-	(11)	(3)	(1)	(1)	(6)	-	-	-	-	-	(25)
4528-MS	(745)	(16)	(15)	(3)	(1)	(1)	(2)	(1)	(37)	(7)	(13)	(2)	(125)	(223)
4529-NM	(520)	(72)	-	(65)	-	(61)	(1)	-	(43)	-	-	-	-	(242)
4530-OK	(418)	(1)	-	(2)	(1)	(18)	(33)	(24)	(62)	(64)	(24)	(33)	(29)	(291)
4531-MN	(1,058)	(10)	(2)	(51)	(10)	-	(7)	(3)	(280)	-	(1)	-	(115)	(479)
4532-VT	(558)	(8)	(33)	(1)	-	(9)	(1)	-	-	-	-	-	(2)	(54)
4533-AK	(527)	(21)	(23)	(2)	-	(4)	(4)	-	(1)	(5)	-	-	-	(60)
4534-ID	(313)	(2)	(6)	-	(1)	(2)	(7)	(1)	(4)	(23)	-	-	(7)	(53)
4535-WY	(111)	-	-	-	-	-	-	-	-	-	-	-	-	-
4537-AS	(21)	-	(3)	-	-	(2)	-	-	-	-	-	-	-	(5)
4545-FL	(2)	-	-	-	-	-	-	-	-	-	-	-	-	-
4582-AZ	(19)	-	-	-	-	-	-	-	-	-	-	-	-	-
4591-TR	(2)	-	-	-	-	-	-	-	-	-	-	-	-	-
<b>TOTAL</b>	<b>(117,221)</b>	<b>(3,230)</b>	<b>(1,281)</b>	<b>(1,251)</b>	<b>(1,808)</b>	<b>(1,280)</b>	<b>(2,455)</b>	<b>(2,111)</b>	<b>(1,423)</b>	<b>(2,596)</b>	<b>(2,480)</b>	<b>(2,728)</b>	<b>(3,891)</b>	<b>(26,534)</b>
<b>California Wildfires 2020</b>														
4558-CA	(646)	(3)	(1)	(1)	(44)	(22)	(5)	(5)	(1)	(10)	(1)	-	(2)	(95)
<b>TOTAL</b>	<b>(646)</b>	<b>(3)</b>	<b>(1)</b>	<b>(1)</b>	<b>(44)</b>	<b>(22)</b>	<b>(5)</b>	<b>(5)</b>	<b>(1)</b>	<b>(10)</b>	<b>(1)</b>	<b>-</b>	<b>(2)</b>	<b>(95)</b>
<b>Laura</b>														
4559-LA	(3,592)	(99)	(47)	(81)	(12)	(110)	(59)	(22)	(13)	(32)	(17)	(16)	(14)	(522)
4572-TX	(74)	-	-	(1)	-	(2)	(5)	-	-	-	(1)	-	-	(9)
<b>TOTAL</b>	<b>(3,666)</b>	<b>(99)</b>	<b>(47)</b>	<b>(82)</b>	<b>(12)</b>	<b>(112)</b>	<b>(64)</b>	<b>(22)</b>	<b>(13)</b>	<b>(32)</b>	<b>(18)</b>	<b>(16)</b>	<b>(14)</b>	<b>(531)</b>
<b>Oregon Wildfires 2020</b>														
4562-OR	(763)	(25)	(2)	(18)	(2)	(79)	(9)	(33)	(12)	(42)	-	(10)	(2)	(234)
<b>TOTAL</b>	<b>(763)</b>	<b>(25)</b>	<b>(2)</b>	<b>(18)</b>	<b>(2)</b>	<b>(79)</b>	<b>(9)</b>	<b>(33)</b>	<b>(12)</b>	<b>(42)</b>	<b>-</b>	<b>(10)</b>	<b>(2)</b>	<b>(234)</b>
<b>Ida</b>														
4611-LA	(5,670)	(156)	(64)	(44)	(102)	(130)	(49)	(50)	(56)	(32)	(120)	(31)	(13)	(847)
4614-NJ	(621)	(15)	(4)	(20)	(20)	(7)	(49)	(3)	(2)	(3)	(35)	(3)	(18)	(179)
4615-NY	(428)	(20)	(12)	(10)	(15)	(33)	(35)	(1)	(2)	(6)	(2)	(15)	(98)	(249)
4618-PA	(273)	(33)	(7)	(2)	(7)	(13)	(11)	(6)	(6)	(11)	(9)	(13)	(6)	(124)
4626-MS	(52)	-	-	-	-	-	-	-	-	(1)	-	-	-	(1)
4627-DE	(3)	-	-	-	(1)	-	-	-	-	(2)	-	(2)	-	(5)
4629-CT	(20)	-	-	-	-	(1)	(6)	(2)	-	-	-	-	-	(9)
<b>TOTAL</b>	<b>(7,067)</b>	<b>(224)</b>	<b>(87)</b>	<b>(76)</b>	<b>(145)</b>	<b>(184)</b>	<b>(150)</b>	<b>(62)</b>	<b>(66)</b>	<b>(55)</b>	<b>(166)</b>	<b>(64)</b>	<b>(135)</b>	<b>(1,414)</b>
<b>Fiona</b>														
4671-PR	(2,895)	(104)	(64)	(61)	(82)	(221)	(108)	(39)	(95)	(36)	(42)	(332)	(36)	(1,220)
<b>TOTAL</b>	<b>(2,895)</b>	<b>(104)</b>	<b>(64)</b>	<b>(61)</b>	<b>(82)</b>	<b>(221)</b>	<b>(108)</b>	<b>(39)</b>	<b>(95)</b>	<b>(36)</b>	<b>(42)</b>	<b>(332)</b>	<b>(36)</b>	<b>(1,220)</b>
<b>Ian</b>														
4673-FL	(4,038)	(593)	(190)	(53)	(62)	(49)	(107)	(80)	(99)	(80)	(173)	(348)	(213)	(2,047)
4675-TR	(3)	-	-	-	(1)	-	-	-	-	-	-	-	-	(1)
4677-SC	(26)	(1)	(1)	-	(2)	(3)	(1)	-	-	-	-	-	(2)	(10)
<b>TOTAL</b>	<b>(4,067)</b>	<b>(594)</b>	<b>(191)</b>	<b>(53)</b>	<b>(65)</b>	<b>(52)</b>	<b>(108)</b>	<b>(80)</b>	<b>(99)</b>	<b>(80)</b>	<b>(173)</b>	<b>(348)</b>	<b>(215)</b>	<b>(2,058)</b>
<b>Hawaii Wildfires</b>														
4724-HI	(847)	(97)	(458)	(42)	(85)	(21)	(17)	(25)	(27)	(9)	(60)	(24)	(28)	(893)
<b>TOTAL</b>	<b>(847)</b>	<b>(97)</b>	<b>(458)</b>	<b>(42)</b>	<b>(85)</b>	<b>(21)</b>	<b>(17)</b>	<b>(25)</b>	<b>(27)</b>	<b>(9)</b>	<b>(60)</b>	<b>(24)</b>	<b>(28)</b>	<b>(893)</b>
<b>Idalia</b>														
4734-FL	(408)	(145)	(51)	(38)	(13)	(41)	(46)	(58)	(41)	(54)	(72)	(92)	(129)	(780)
4738-GA	(7)	(5)	(8)	(10)	(2)	(5)	(7)	(5)	(4)	(5)	(5)	(3)	(3)	(62)
<b>TOTAL</b>	<b>(415)</b>	<b>(150)</b>	<b>(59)</b>	<b>(48)</b>	<b>(15)</b>	<b>(46)</b>	<b>(53)</b>	<b>(63)</b>	<b>(45)</b>	<b>(59)</b>	<b>(77)</b>	<b>(95)</b>	<b>(132)</b>	<b>(842)</b>
<b>TOTAL</b>	<b>\$ (302,167)</b>	<b>\$ (4,984)</b>	<b>\$ (2,996)</b>	<b>\$ (2,476)</b>	<b>\$ (2,773)</b>	<b>\$ (2,328)</b>	<b>\$ (5,820)</b>	<b>\$ (3,652)</b>	<b>\$ (4,354)</b>	<b>\$ (3,702)</b>	<b>\$ (3,345)</b>	<b>\$ (4,202)</b>	<b>\$ (5,021)</b>	<b>\$ (45,653)</b>

**APPENDIX C: Hurricanes Sandy, Harvey, Irma, and Maria, COVID-19 and Disasters Declared Since August 1, 2017**  
**(Actuals/Estimated Obligations by Program)**

Hurricanes Sandy, Harvey, Irma and Maria, COVID-19, and Disasters Declared Since August 1, 2017  
FY 2024 Actuals/Estimated  
as of December 31, 2023  
(\$ in millions)

	Cumulative Obligations Through FY 2023 <sup>(1)</sup>	Actual 1st Qtr	Estimated 2nd Qtr	Estimated 3rd Qtr	Estimated 4th Qtr	FY 2024 Totals	Totals Through FY 2024
<b>SANDY</b>							
Public Assistance	\$ 16,998	\$ 5	\$ 45	\$ 104	\$ 186	\$ 340	\$ 17,338
Individual Assistance	1,600	-	-	-	-	-	1,600
Mitigation	1,654	3	74	3	-	80	1,734
Operations	318	-	-	-	-	-	318
Administrative	1,595	1	5	3	6	15	1,610
<b>Total</b>	<b>\$ 22,165</b>	<b>\$ 9</b>	<b>\$ 124</b>	<b>\$ 110</b>	<b>\$ 192</b>	<b>\$ 435</b>	<b>\$ 22,600</b>

	Cumulative Obligations Through FY 2023 <sup>(1)</sup>	Actual 1st Qtr	Estimated 2nd Qtr	Estimated 3rd Qtr	Estimated 4th Qtr	FY 2024 Totals	Totals Through FY 2024
<b>HARVEY</b>							
Public Assistance	\$ 2,819	\$ 8	\$ 16	\$ 6	\$ 4	\$ 34	\$ 2,853
Individual Assistance	2,919	-	-	-	-	-	2,919
Mitigation	440	6	30	16	33	85	525
Operations	185	-	-	-	-	-	185
Administrative	1,799	6	4	5	5	20	1,819
<b>Total</b>	<b>\$ 8,162</b>	<b>\$ 20</b>	<b>\$ 50</b>	<b>\$ 27</b>	<b>\$ 42</b>	<b>\$ 139</b>	<b>\$ 8,301</b>

	Cumulative Obligations Through FY 2023 <sup>(1)</sup>	Actual 1st Qtr	Estimated 2nd Qtr	Estimated 3rd Qtr	Estimated 4th Qtr	FY 2024 Totals	Totals Through FY 2024
<b>IRMA</b>							
Public Assistance	\$ 2,684	\$ 10	\$ 34	\$ 7	\$ 14	\$ 65	\$ 2,749
Individual Assistance	1,311	-	-	-	-	-	1,311
Mitigation	381	28	16	63	16	123	504
Operations	251	2	-	(1)	-	1	252
Administrative	1,191	2	4	2	3	11	1,202
<b>Total</b>	<b>\$ 5,818</b>	<b>\$ 42</b>	<b>\$ 54</b>	<b>\$ 71</b>	<b>\$ 33</b>	<b>\$ 200</b>	<b>\$ 6,018</b>

	Cumulative Obligations Through FY 2023 <sup>(1)</sup>	Actual 1st Qtr	Estimated 2nd Qtr	Estimated 3rd Qtr	Estimated 4th Qtr	FY 2024 Totals	Totals Through FY 2024
<b>MARIA</b>							
Public Assistance	\$ 37,151	\$ 1,777	\$ 2,350	\$ 4,001	\$ 957	\$ 9,085	\$ 46,236
Individual Assistance	2,440	-	-	-	1	1	2,441
Mitigation	456	60	64	91	53	268	724
Operations	4,338	-	-	-	-	-	4,338
Administrative	4,095	44	29	33	27	133	4,228
<b>Total</b>	<b>\$ 48,480</b>	<b>\$ 1,881</b>	<b>\$ 2,443</b>	<b>\$ 4,125</b>	<b>\$ 1,038</b>	<b>\$ 9,487</b>	<b>\$ 57,967</b>

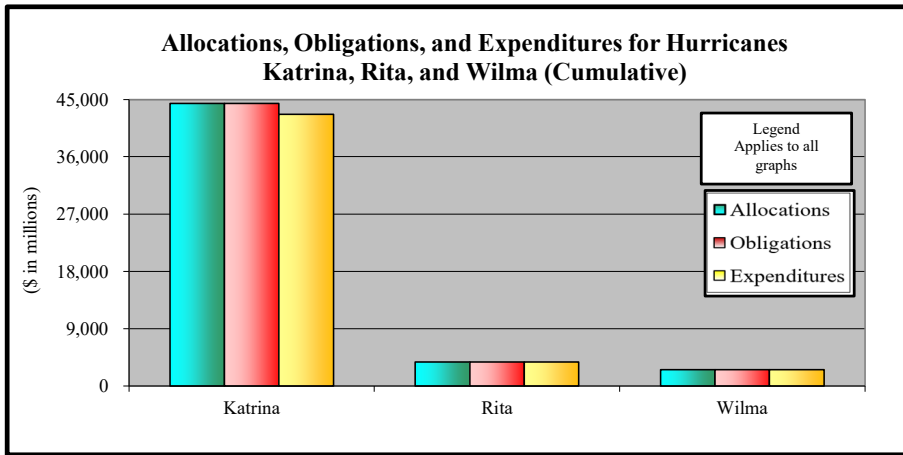
	Cumulative Obligations Through FY 2023 <sup>(1)</sup>	Actual 1st Qtr	Estimated 2nd Qtr	Estimated 3rd Qtr	Estimated 4th Qtr	FY 2024 Totals	Totals Through FY 2024
<b>COVID-19</b>							
Public Assistance	\$ 68,826	\$ 5,505	\$ 5,014	\$ 5,851	\$ 8,911	\$ 25,281	\$ 94,107
Individual Assistance	40,529	41	70	72	69	252	40,781
Mitigation	388	157	396	151	80	784	1,172
Operations	6,107	1	-	-	-	1	6,108
Administrative	1,371	58	63	56	39	216	1,587
<b>Total</b>	<b>\$ 117,221</b>	<b>\$ 5,762</b>	<b>\$ 5,543</b>	<b>\$ 6,130</b>	<b>\$ 9,099</b>	<b>\$ 26,534</b>	<b>\$ 143,755</b>

	Cumulative Obligations Through FY 2023 <sup>(1)</sup>	Actual 1st Qtr	Estimated 2nd Qtr	Estimated 3rd Qtr	Estimated 4th Qtr	FY 2024 Totals	Totals Through FY 2024
<b>Disasters Declared Since 8/1/2017 <sup>(2)</sup></b>							
Public Assistance	\$ 134,328	\$ 9,643	\$ 7,990	\$ 11,289	\$ 12,337	\$ 41,259	\$ 175,587
Individual Assistance	56,418	456	114	115	80	765	57,183
Mitigation	3,057	411	738	526	330	2,005	5,062
Operations	14,835	456	101	-	3	560	15,395
Administrative	16,795	665	267	332	255	1,519	18,314
<b>Total</b>	<b>\$ 225,433</b>	<b>\$ 11,631</b>	<b>\$ 9,210</b>	<b>\$ 12,262</b>	<b>\$ 13,005</b>	<b>\$ 46,108</b>	<b>\$ 271,541</b>

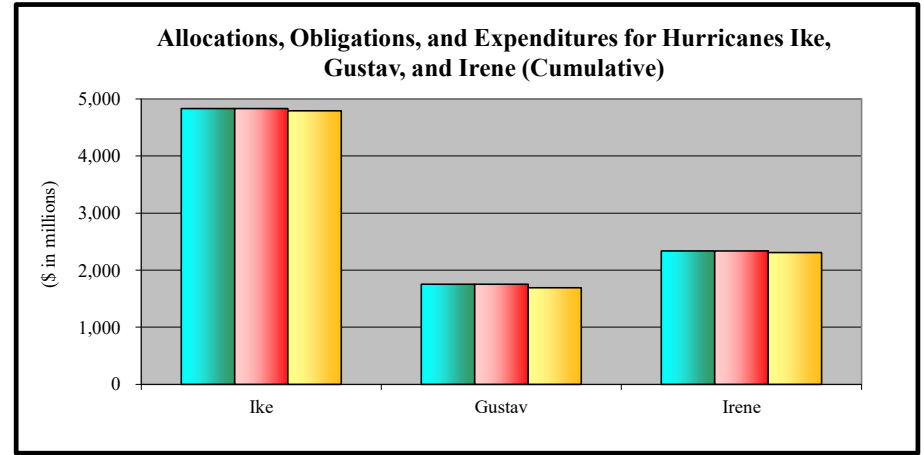
(1) Adjusted for recoveries that occur in FY 2024 against prior-year obligations.

(2) Per section 1224 of DRRRA (P.L. 115-254).

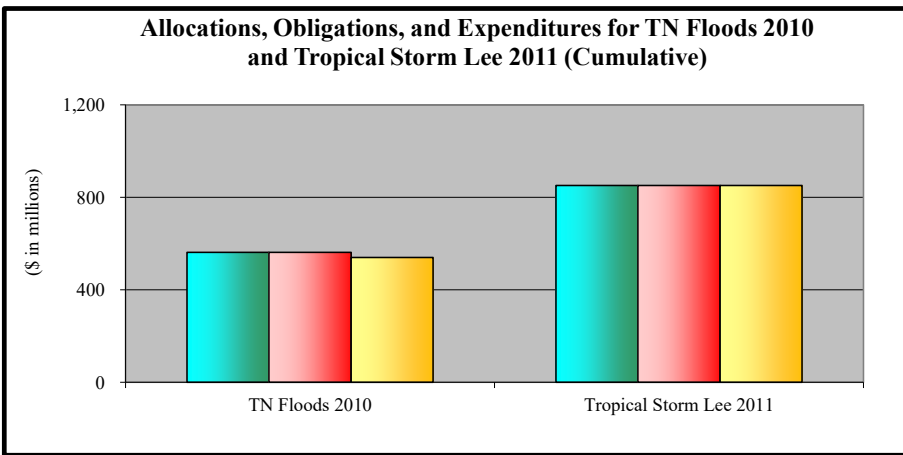
as of December 31, 2023



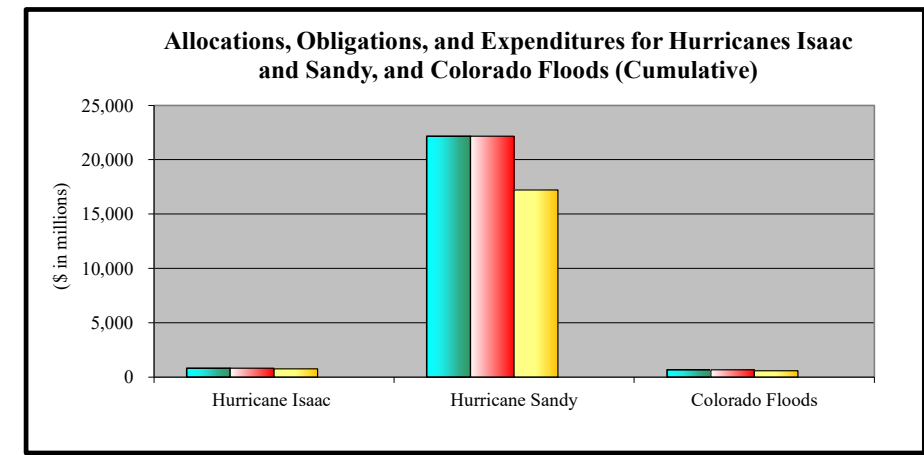
	Katrina	Rita	Wilma	Total
Allocations	\$ 44,394	\$ 3,800	\$ 2,567	\$ 50,761
Obligations	44,392	3,800	2,567	50,759
Expenditures	\$ 42,696	\$ 3,778	\$ 2,563	\$ 49,037



	Ike	Gustav	Irene	Total
Allocations	\$ 4,833	\$ 1,756	\$ 2,336	\$ 8,925
Obligations	4,833	1,756	2,336	8,925
Expenditures	\$ 4,793	\$ 1,694	\$ 2,308	\$ 8,795



	TN Floods 2010	Tropical Storm Lee 2011	Total
Allocations	\$ 562	\$ 852	\$ 1,414
Obligations	562	852	1,414
Expenditures	\$ 540	\$ 852	\$ 1,392

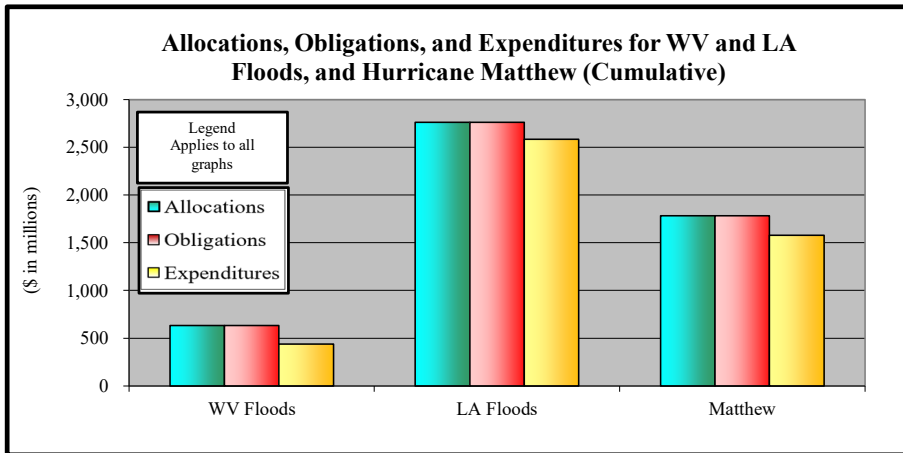


	Hurricane Isaac	Hurricane Sandy	Colorado Floods	Total
Allocations	\$ 813	\$ 22,174	\$ 666	\$ 23,653
Obligations	813	22,174	666	23,653
Expenditures	\$ 762	\$ 17,215	\$ 587	\$ 18,564

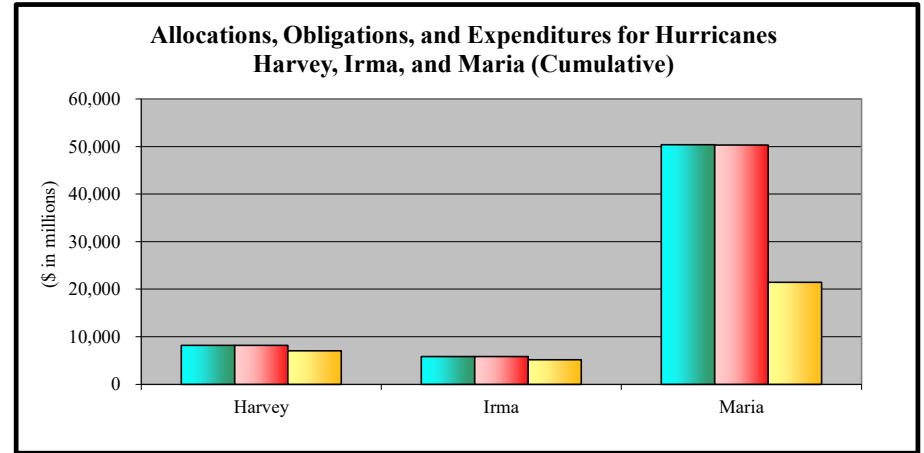
Source of financial information is IFMIS.  
Total obligations include prior-year deobligations.



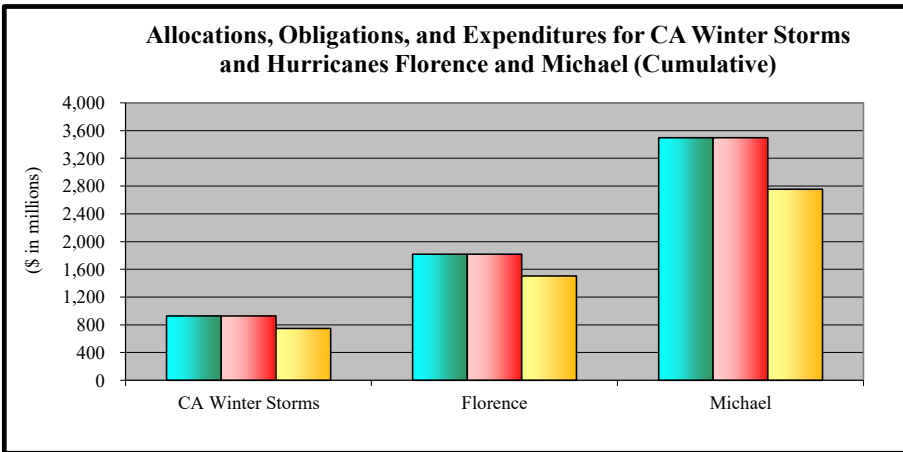
as of December 31, 2023



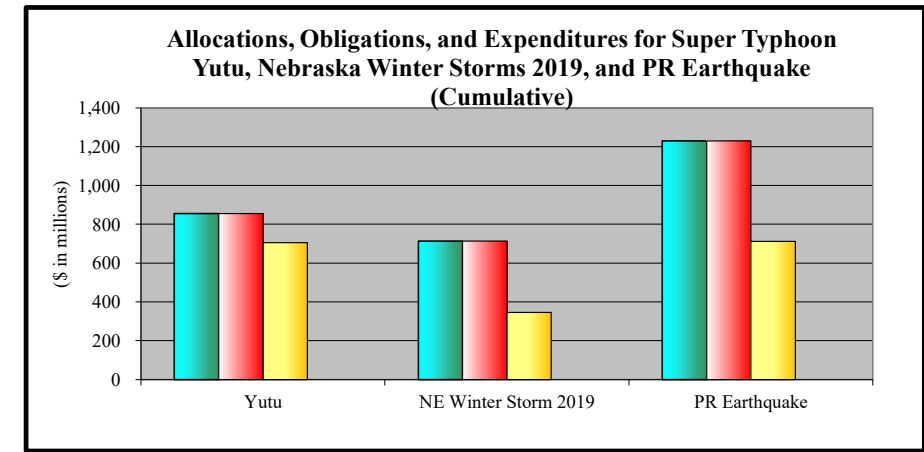
	WV Floods	LA Floods	Matthew	Total
Allocations	\$ 633	\$ 2,760	\$ 1,784	\$ 5,177
Obligations	633	2,760	1,782	5,175
Expenditures	\$ 441	\$ 2,584	\$ 1,578	\$ 4,603



	Harvey	Irma	Maria	Total
Allocations	\$ 8,185	\$ 5,862	\$ 50,370	\$ 64,417
Obligations	8,182	5,860	50,361	64,403
Expenditures	\$ 7,038	\$ 5,200	\$ 21,470	\$ 33,708



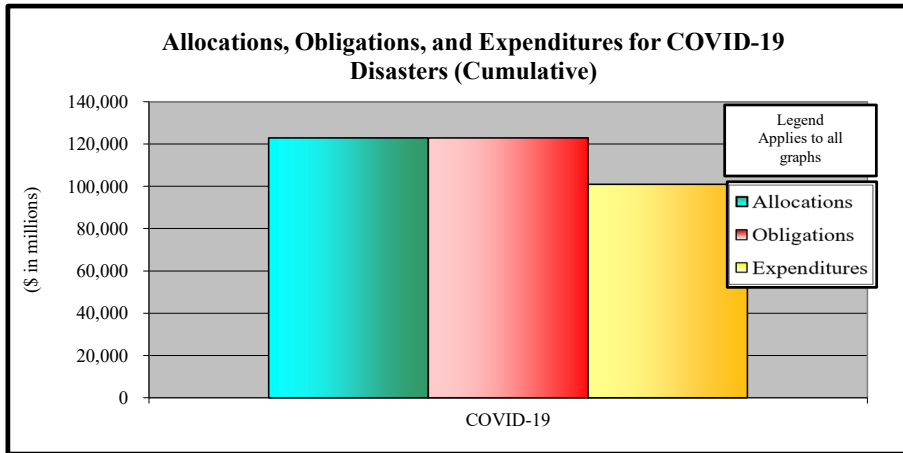
	CA Winter Storms	Florence	Michael	Total
Allocations	\$ 930	\$ 1,822	\$ 3,499	\$ 6,251
Obligations	930	1,821	3,499	6,250
Expenditures	\$ 750	\$ 1,508	\$ 2,758	\$ 5,016



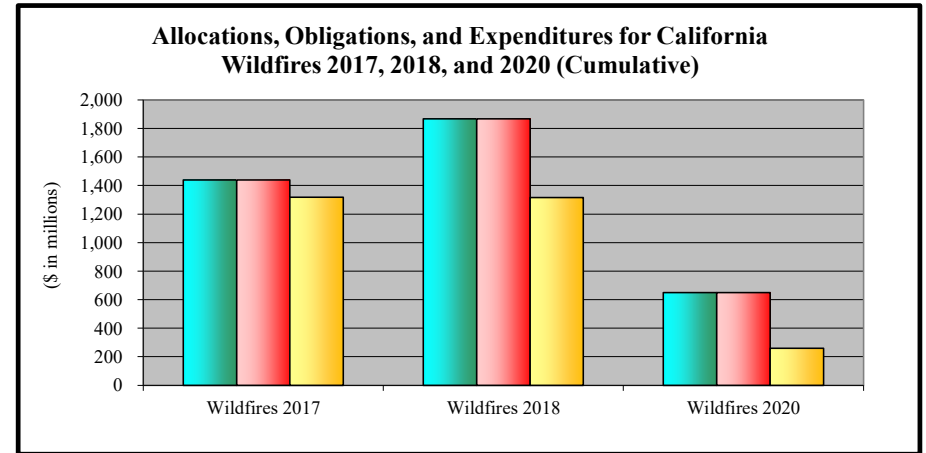
	Yutu	NE Winter Storm 2019	PR Earthquake	Total
Allocations	\$ 856	\$ 714	\$ 1,230	\$ 2,800
Obligations	856	714	1,230	2,800
Expenditures	\$ 706	\$ 347	\$ 713	\$ 1,766

Source of financial information is IFMIS.  
Total obligations include prior-year deobligations.

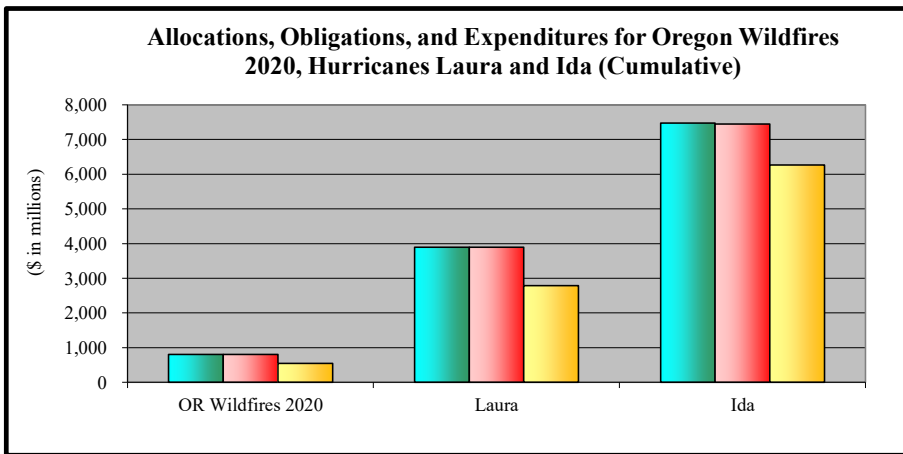
as of December 31, 2023



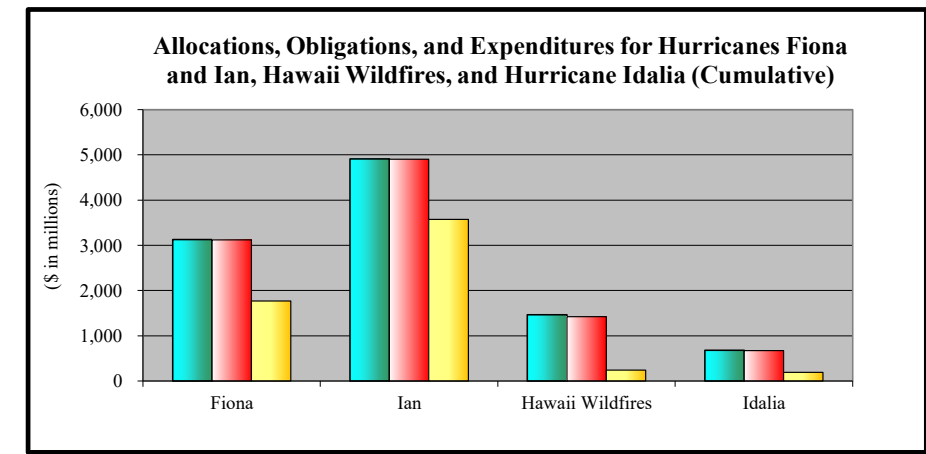
	COVID-19	Total
Allocations	\$ 122,991	\$ 122,991
Obligations	122,983	122,983
Expenditures	\$ 100,969	\$ 100,969



	Wildfires 2017	Wildfires 2018	Wildfires 2020	Total
Allocations	\$ 1,441	\$ 1,868	\$ 651	\$ 3,960
Obligations	1,441	1,868	651	3,960
Expenditures	\$ 1,318	\$ 1,316	\$ 259	\$ 2,893



	OR Wildfires 2020	Laura	Ida	Total
Allocations	\$ 808	\$ 3,895	\$ 7,480	\$ 12,183
Obligations	808	3,894	7,454	12,156
Expenditures	\$ 548	\$ 2,795	\$ 6,265	\$ 9,608

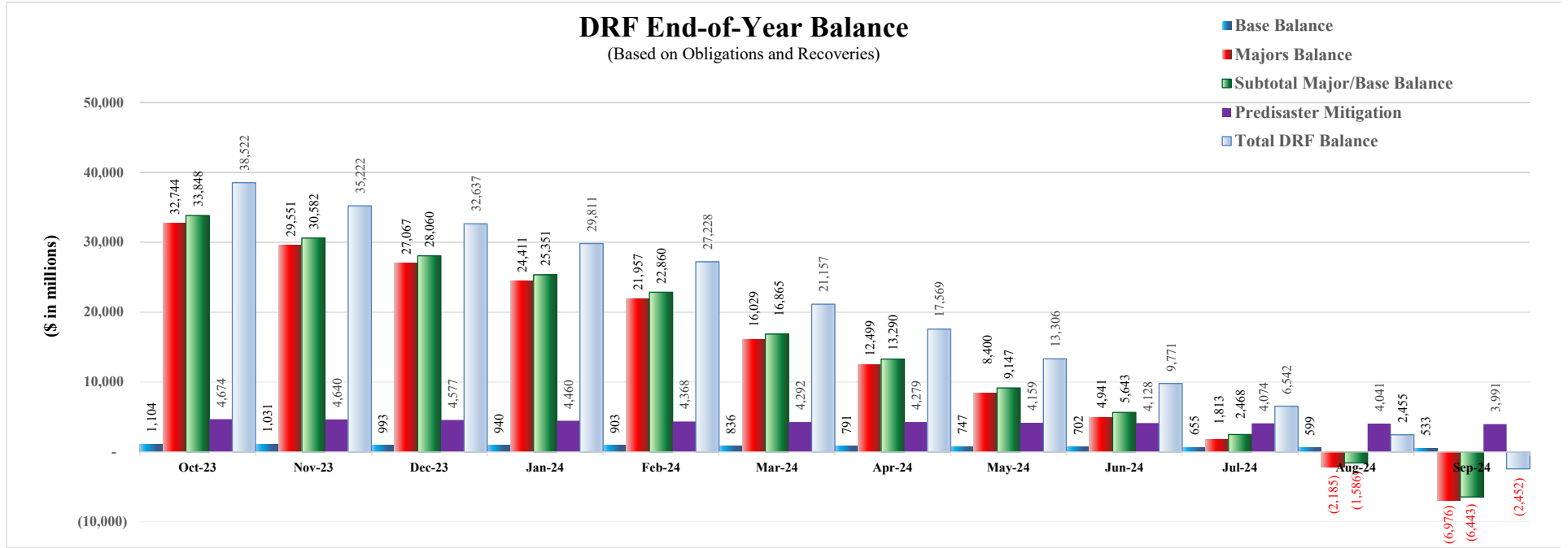


	Fiona	Ian	Hawaii Wildfires	Idalia	Total
Allocations	\$ 3,127	\$ 4,911	\$ 1,469	\$ 685	\$ 10,192
Obligations	3,124	4,905	1,422	672	10,123
Expenditures	\$ 1,770	\$ 3,576	\$ 247	\$ 198	\$ 5,791

Source of financial information is IFMIS.  
Total obligations include prior-year deobligations.


**APPENDIX E: Fund Exhaustion Date**

as of December 31, 2023



DRF End-of-Month Balance	Oct-23	Nov-23	Dec-23	Jan-24	Feb-24	Mar-24	Apr-24	May-24	Jun-24	Jul-24	Aug-24	Sep-24
Base Balance	\$ 1,104	\$ 1,031	\$ 993	\$ 940	\$ 903	\$ 836	\$ 791	\$ 747	\$ 702	\$ 655	\$ 599	\$ 533
Majors Balance	32,744	29,551	27,067	24,411	21,957	16,029	12,499	8,400	4,941	1,813	(2,185)	(6,976)
Subtotal Major/Base Balance	33,848	30,582	28,060	25,351	22,860	16,865	13,290	9,147	5,643	2,468	(1,586)	(6,443)
Predisaster Mitigation	4,674	4,640	4,577	4,460	4,368	4,292	4,279	4,159	4,128	4,074	4,041	3,991
Total DRF Balance	\$ 38,522	\$ 35,222	\$ 32,637	\$ 29,811	\$ 27,228	\$ 21,157	\$ 17,569	\$ 13,306	\$ 9,771	\$ 6,542	\$ 2,455	\$ (2,452)

APPENDIX F: FY 2024 DRF Bridge Table

		FY 2024 Total Obligations (\$ in millions)						Changes from Baseline		Month-to-Month Change	
		Event	Baseline	Current Month as of Jan-24	Previous Month as of Dec-23	Change from Baseline	Change from Prior Month	Cause/Reason	Cause/Reason		
<b>DRF Base Activities</b>											
Emergencies	\$ 115	\$ 115	\$ 115	\$ -	\$ -	No adjustments at this time.		No adjustments at this time.			
Fire Management	172	172	172	-	-	No adjustments at this time.		No adjustments at this time.			
Surge	69	69	69	-	-	No adjustments at this time.		No adjustments at this time.			
<b>Disaster Support &amp; Other Activities Total</b>	<b>461</b>	<b>461</b>	<b>461</b>	<b>-</b>	<b>-</b>						
DRS	429	429	429	-	-						
Other Activities	32	32	32	-	-	No adjustments at this time.		No adjustments at this time.			
<b>Base Subtotal</b>	<b>817</b>	<b>817</b>	<b>817</b>	<b>-</b>	<b>-</b>						
<b>DRF DR Activities</b>											
Average Monthly Major DR Activity (Non-Cat.)	3,196	3,196	3,196	-	-	No adjustments at this time.		No adjustments at this time.			
Katrina Rita Wilma	114	119	117	5	2	Public Assistance: \$2M increase due to project cost adjustments in 1603 LA; (\$2M) decrease due to airport project cost reduction in 1607 LA. Hazard Mitigation: \$6M increase due to additional costs for drainage projects in 1603 LA. Other Activity: (\$1M).		Public Assistance: (\$2M) decrease due to airport project cost reduction in 1607 LA. Hazard Mitigation: \$4M increase due to additional cost version for drainage project in 1603 LA.			
Gustav	3	3	3	-	-	No adjustments at this time.		No adjustments at this time.			
Ike	5	8	7	3	1	Public Assistance: \$4M increase primarily due to additional costs versions realized from insurance reviews and project cost adjustments in 1791 TX. Administrative: \$1M increase due renewal of technical assistance contract in 1791 TX. Other Activity: (\$2M).		Public Assistance: \$1M increase due to additional costs versions for debris and schools projects 1791 TX.			
TN Floods	4	4	4	-	-	No adjustments at this time.		No adjustments at this time.			
Irene	2	2	2	-	-	No adjustments at this time.		No adjustments at this time.			
Lee	1	1	1	-	-	No adjustments at this time.		No adjustments at this time.			
Isaac	3	3	3	-	-	No adjustments at this time.		No adjustments at this time.			
Sandy	432	435	435	3	-	Public Assistance: \$3M increase in 4085 NY and (\$1M) decrease in 4086 NJ primarily due to project cost adjustments. Hazard Mitigation: \$2M increase due to phase two awarded for a tide gate project in 4085 NY. Administrative: (\$1M) decrease due to actual costs for salaries were less than projected in 4085 NY.		No adjustments at this time.			
2013 Colorado Flood	1	16	16	15	-	Activity in 4145 CO: Public Assistance: \$15M net increase primarily due to an accelerated road repair project awarded and costs revised for a facility repair project.		No adjustments at this time.			
WV Floods 4273	15	27	27	12	-	Activity in 4273 WV: Public Assistance: \$13M increase primarily due to a school relocation projected added. Other Activity: (\$1M).		No adjustments at this time.			
LA Floods 4277	4	11	9	7	2	Activity in 4277 LA: Hazard Mitigation: \$7M increase due to phase one awarded for a pump station and phase two costs added for drainage projects.		Activity in 4277 LA: Hazard Mitigation: \$2M increase due to phased drainage project added.			
Matthew	46	43	42	(3)	1	Public Assistance: (\$2M) decrease due to delays in parks projects and project cost adjustments in 4283 FL; \$1M net increase primarily due to additional costs version added for dam project closeout in 4285 NC. Hazard Mitigation: (\$2M) decrease due withdrawal of phase two for a drainage project in 4283 FL; \$1M increase due to new management costs project in 4285 NC; (\$2M) net decrease primarily due to project cost adjustments for a safe room project and withdrawal of a flood protection project in 4286 SC. Other Activity: \$1M.		Public Assistance: (\$1M) decrease due to delays in parks projects in 4283 FL; \$1M net increase primarily due to additional costs version added for dam project closeout in 4285 NC. Other Activity: \$1M.			
CA Winter Storms	60	65	71	5	(6)	Activity in 4308 CA: Public Assistance: \$5M increase primarily for new cost versions and new projections added for road repair projects and accelerated debris and parks projects.		Activity in 4308 CA: Public Assistance: (\$6M) decrease primarily due to delays in roads and buildings projects.			
Harvey	135	139	139	4	-	Public Assistance: \$2M increase primarily due to an updated cost estimate and acceleration for a water control repair project in 4332 TX. Hazard Mitigation: \$1M increase primarily due to cost modifications for a drainage project and other project cost adjustments in 4332 TX. Administration: \$1M increase primarily for salaries and benefits in 4332 TX.		No adjustments at this time.			

<b>Irma</b>	170	200	198	30	2	Public Assistance: \$2M increase in 4337 FL and (\$1M) decrease in 4336 PR primarily due to project cost adjustments. Hazard Mitigation: \$26M increase primarily due to projects budget modifications, accelerated drainage and seawall projects, and additional costs for wastewater project in 4337 FL; \$2M increase for a fire station retrofit project in 4335 VI. Operations: \$1M increase due to additional costs for urban search and rescue mission in 4336 PR.	Hazard Mitigation: \$1M increase due to additional cost amendment for wastewater project in 4337 FL. Operations: \$1M increase due to additional costs for urban search and rescue mission in 4336 PR.
<b>Maria</b>	9,113	9,487	9,512	374	(25)	Public Assistance: (\$31M) net decrease primarily due to discontinued education and power grid projects and project cost adjustments in 4339 PR; \$431M net increase primarily due to education and health care projects projected to obligate sooner than anticipated in 4340 VI. Hazard Mitigation: (\$2M) net decrease primarily due to delay in hospitals projects in 4339 PR \$7M net increase primarily due to drainage projects added, generators project accelerated, and project cost adjustments in 4340 VI. Administration: (\$12M) net decrease primarily due to reduced staffing costs and revised projections for technical assistance contracts in 4339 PR; (\$15M) net decrease primarily due to revised projections for technical assistance contracts in 4340 VI. Other Activity: (\$4M).	Public Assistance: \$1M net increase primarily due to accelerated projects for municipalities and housing in 4339 PR; \$2M net increase primarily due to additional costs for mental health facility. Hazard Mitigation: (\$7M) net decrease due to delay in hospitals project in 4339 PR; \$3M net increase primarily due to generators project obligated sooner than anticipated. Administration: (\$12M) net decrease primarily due to reduced staffing costs and revised projections for technical assistance contracts in 4339 PR (\$10M) net decrease primarily due to revised projections for technical assistance contracts in 4340 VI. Other Activity: (\$2M).
<b>CA Wildfires 2017</b>	33	48	44	15	4	Activity in 4344 CA: Public Assistance: \$10M net increase primarily due to roads and emergency protective measures projects projected to obligate sooner than anticipated. Hazard Mitigation: \$4M net increase primarily due to new projects added for flood pumping station and radar flood warning system. Other Activity: \$1M.	Activity in 4344 CA: Hazard Mitigation: \$4M net increase primarily due to new projects added for flood pumping station and radar flood warning system.
<b>Florence</b>	39	35	21	(4)	14	Public Assistance: \$15M net increase primarily due to public building repair project accelerated and dune repair project costs added following insurance review in 4393 NC; (\$20M) net decrease primarily due to revised projections for management costs in 4394 SC. Operations: \$1M due to revised projections for urban search and rescue in 4393 NC.	Public Assistance: \$15M net increase primarily due to public building repair project accelerated and dune repair project costs added following insurance review in 4393 NC. Other Activity: (\$1M).
<b>Michael</b>	153	295	292	142	3	Public Assistance: \$141M net increase primarily due to management cost project added and project cost adjustments in 4399 FL; \$1M increase due to project cost adjustments in 4411 VA.	Public Assistance: (\$1M) decrease due to demolition, hospital, and energy projects cost adjustments in 4399 FL. Hazard Mitigation: \$3M net increase primarily due to costs added for schools safe room and generators projects in 4399 FL. Other Activity: \$1M.
<b>Yutu 4404</b>	25	25	38	-	(13)	Activity in 4404 MP: Public Assistance: \$2M increase due to cost reduction reversal for emergency protective measures project. Hazard Mitigation: (\$1M) decrease primarily due to cost reduction for power project. Other Activity: (\$1M).	Activity in 4404 MP: Hazard Mitigation: (\$13M) decrease primarily due to cost reduction for power project.
<b>CA Wildfires 2018</b>	701	758	739	57	19	Activity in 4407 CA: Public Assistance: \$28M net increase primarily due to base camp, management costs, and debris removal projects obligated sooner than anticipated. Hazard Mitigation: \$30M increase net increase primarily due to water control and tree removal projects added and water control project obligated sooner than anticipated. Other Activity: (\$1M).	Activity in 4407 CA: Hazard Mitigation: \$20M increase net increase primarily due to tree removal and water control projects added. Other Activity: (\$1M).
<b>Nebraska Winter Storm 2019</b>	11	12	12	1	-	Activity in 4420: Hazard Mitigation: \$1M increase due to drainage project added, project cost adjustments.	No adjustments at this time.
<b>PR Earthquakes 4473</b>	84	96	95	12	1	Activity in 4473 PR: Public Assistance: \$13M increase due to demolition, emergency protective measures, schools, community center, and management costs projects added, accelerated, or obligated in amounts greater than projected. Hazard Mitigation: \$1M increase due primarily to new projects added for drainage and project cost adjustments. Administration: (\$2M) decrease due to revised projections for technical assistance projects.	Activity in 4473 PR: Public Assistance: \$2M increase due to schools, demolition, and management costs projects accelerated. Administration: (\$1M) decrease due to revised projections for technical assistance projects.
<b>COVID-19</b>	26,826	26,534	26,613	(292)	(79)	Activity in COVID-19 Disasters: Public Assistance: (\$163M) net decrease primarily due to revised projections and project delays for vaccine testing, supplies, operations, non-congregate sheltering, PPE supplies, contract labor, and management costs. Hazard Mitigation: (\$93M) net decrease primarily due to revised cost estimates, project delays, and project cost adjustments. Individual Assistance: (\$47M) net decrease primarily due to revised funeral assistance costs. Operations: (\$7M) decrease primarily due to deobligation of unused funds for National Guard. Administration: \$14M net increase primarily due to revised cost estimates for technical assistance contracts. Other Activity: \$4M.	Activity in COVID-19 Disasters: Public Assistance: (\$23M) net decrease primarily due to revised projections and project delays for vaccine testing, supplies, operations, non-congregate sheltering, PPE supplies, contract labor, and management costs. Hazard Mitigation: (\$34M) net decrease primarily due to revised cost estimates, project delays, and project cost adjustments. Individual Assistance: (\$25M) net decrease primarily due to revised funeral assistance costs. Administration: \$2M net increase primarily due to revised cost estimates for technical assistance contracts. Other Activity: \$1M.
<b>California Wildfires 2020</b>	93	95	93	2	2	Activity in 4558 CA: Public Assistance: \$2M net increase due primarily to increased costs for debris project.	Activity in 4558 CA: Public Assistance: \$2M net increase due primarily to increased costs for debris project.
<b>Laura</b>	475	531	531	56	-	Public Assistance: \$60M net increase primarily due to revised cost estimates, project cost adjustments, and new projects for schools, community centers, and emergency protective measures in 4559 LA; \$1M increase due to dune restoration project added in 4572 TX. Individual Assistance: (\$4M) decrease due to revised estimates for mobile homes. Administration: (\$1M) decrease due to revised estimates for staffing and operations in 4559 LA.	No adjustments at this time.
<b>Oregon Wildfires 2020</b>	254	234	234	(20)	-	Activity in 4562 OR: Public Assistance: \$7M increase due to project cost adjustments. Hazard Mitigation: (\$28M) net decrease primarily due to delays and project cost adjustments for radio infrastructure and seismic resiliency. Administration: \$1M increase primarily due to revised estimates for personnel costs.	No adjustments at this time.

<b>Ida</b>	1,406	1,414	1,414	8	-	Public Assistance: \$18M net increase in 4611 LA; (\$14M) net decrease in 4614 NJ; \$1M net increase in 4615 NY; \$3M net increase in 4618 PA; \$2M net increase in 4629 CT primarily for project cost adjustments, new, and accelerated projects. Individual Assistance: (\$1M) net decrease primarily due to cost revisions in disaster housing assistance and case management in 4611 LA. Hazard Mitigation: (\$2M) net decrease for project cost adjustments in 4611 LA; \$4M net increase for a new flood mitigation project in 4615 NY; (\$1M) net decrease primarily due to project cost adjustments in 4618 PA. Administration: \$2M net increase primarily due to actual salaries more than estimated and cost revisions for facilities and technical assistance contracts in 4611 LA; (\$1M) net decrease primarily due to actual salaries less than projected in 4618 PA. Other Activity: (\$3M).	No adjustments at this time.
<b>Fiona</b>	1,182	1,220	1,218	38	2	Activity in 4671 PR: Public Assistance: \$39M net increase primarily for project cost adjustments, new, and accelerated projects. Individual Assistance: (\$3M) net decrease primarily due actuals for disaster housing assistance less than projected and revised disaster unemployment projection. Administration: \$2M net increase primarily due to increased personnel costs to align with operational needs.	Activity in 4671 PR: Administration: \$2M net increase primarily due to increased personnel costs to align with operational needs.
<b>Ian</b>	2,008	2,058	2,060	50	(2)	Public Assistance: \$46M net increase primarily for project cost adjustments, new, and accelerated projects added in 4673 FL. Individual Assistance: (\$7M) net decrease primarily to align disaster housing assistance anticipated costs in 4673 FL. Administration: \$11M net increase primarily due to actuals more than estimated for salaries and travel, and additional technical assistance contracts and facilities costs in 4673 FL.	Individual Assistance: \$4M net increase primarily due to additional costs for disaster housing assistance and mobile homes in 4673 FL. Administration: (\$6M) net decrease primarily due reduced personnel costs resulting from branch closure and downsizing in 4673 FL.
<b>Hawaii Wildfires</b>	867	893	813	26	80	Activity in 4724 HI: Public Assistance: (\$18M) net decrease primarily for project costs adjustments. Individual Assistance: (\$37M) net decrease primarily due to actual payouts less than anticipated for disaster housing and other needs assistance. Operations: \$132M increase for debris and group site mission assignments. Administrative: (\$51M) decrease primarily due to revised estimates for salaries, benefits, and travel, responder lodging and administrative services.	Activity in 4724 HI: Individual Assistance: (\$5M) net decrease primarily due to actual payouts less than anticipated for disaster other needs assistance. Operations: \$61M increase for Corps of Engineers group site mission assignment. Administrative: \$25M increase primarily due to additional costs for responder lodging and revised estimates for salaries and travel. Other Activity: (\$1M).
<b>Idalia</b>	761	842	836	81	6	Public Assistance: \$103M net increase primarily for project cost adjustments and new projects submitted for debris and emergency projective measures in 4734 FL; \$30M increase due primarily to debris, electrical, roads, schools and management cost projects added in 4738 GA. Individual Assistance: (\$56M) net decrease primarily due to revised disaster housing, other needs assistance, and crisis counseling costs in 4734 FL; \$6M net increase for crisis counseling and disaster housing assistance in 4738 GA. Operations: (\$1M) decrease due to estimated mission assignment extended for no additional costs in 4734 FL. Hazard Mitigation: \$2M increase due to revised management costs in 4734 FL. Administration: (\$23M) net decrease due to estimates revised to better align salaries, travel, technical assistance, and facilities costs in 4734 FL; \$20M net increase primarily due to revised salaries and travel estimates in 4738 GA.	Public Assistance: \$29M net increase primarily due to debris, electrical, roads and schools projects added in 4738 GA. Individual Assistance: (\$1M) decrease primarily due to revised crisis counseling costs in 4734 FL; \$1M net increase primarily for disaster housing assistance in 4738 GA. Administration: (\$19M) net decrease in 4734 FL and (\$4M) net increase in 4738 GA primarily due to revised estimates for salaries and travel.
<b>DR Subtotal</b>	<b>48,222</b>	<b>48,849</b>	<b>48,835</b>	<b>627</b>	<b>14</b>		
<b>Total</b>	<b>\$ 49,039</b>	<b>\$ 49,666</b>	<b>\$ 49,652</b>	<b>\$ 627</b>	<b>\$ 14</b>		

\*Based on FY2024 spend plan baselines.

**Building Resilient Infrastructure and Communities/Predisaster Mitigation  
History and Fund Status as of December 31, 2023**  
(Dollars in Millions)

<b>Fiscal Year 2019 (Applications Due by January 31, 2020)</b>	
	Amount
6% Set-Aside Allocation	\$ 383
Notice of Funding Opportunity (NOFO) Awards to Date from the Allocation	250
Administrative and Technical Assistance Obligations	(207)
	-
<b>Fiscal Year 2020 (Applications Due by January 29, 2021)</b>	
6% Set-Aside Allocation	613
NOFO Awards to Date from the Allocation	500
Administrative and Technical Assistance Obligations	(205)
	(2)
<b>Fiscal Year 2021 (Applications Due by January 28, 2022)</b>	
6% Set-Aside	321
Additional Set-Aside from COVID-19	500
Allocation	1,000
NOFO Awards to Date from the Allocation	(199)
Administrative and Technical Assistance Obligations	(15)
<b>Fiscal Year 2022 (Applications Due by January 27, 2023) <sup>(1)</sup></b>	
6% Set-Aside	330
Additional Set-Aside from COVID-19 <sup>(1)</sup>	1,792
Infrastructure Investment and Jobs Act <sup>(2)</sup>	200
Allocation	2,295
NOFO Awards to Date from the Allocation	(24)
Infrastructure Investment and Jobs Act Transfers <sup>(2)</sup>	(17)
Administrative and Technical Assistance Obligations	(19)
<b>Fiscal Year 2023</b>	
6% Set-Aside	686
Infrastructure Investment and Jobs Act <sup>(2)</sup>	200
Allocation	-
NOFO Awards to Date from the Allocation	-
Infrastructure Investment and Jobs Act Anticipated Transfers <sup>(2)</sup>	(1)
Administrative and Technical Assistance Obligations	(49)
<b>Fiscal Year 2024 (Applications Due by February 29, 2024)</b>	
6% Set-Aside	95
Infrastructure Investment and Jobs Act <sup>(2)</sup>	200
Allocation <sup>(3)</sup>	1,000
NOFO Awards to Date from the Allocation	-
Infrastructure Investment and Jobs Act Anticipated Transfers <sup>(2)</sup>	(1)
Administrative and Technical Assistance Obligations	(5)
Note: Set-Aside currently available to fund future NOFOs beyond FY 2023. (6% Set-Asides - Allocations - Administrative Obligations).	\$ 167
Footnotes:	
(1) Pursuant to DRRRA (P.L. 115-254). The potential COVID-19 BRIC set aside is \$3.7 billion; of that amount, FEMA has set aside \$2.8 billion with \$866 million remaining.	
(2) Pursuant to P.L. 117-58, Infrastructure Investment and Jobs Act.	
(3) On October 12, 2023, FEMA published the funding opportunity for \$1 billion for the FY 2023 BRIC program.	